



# Hunter

stoves



**SUPERIOR CHOICE**  
Heating Solutions

Dependably good.

How can you be sure? Hunter has been building stoves in the UK for 40 years. We have a pedigree in style and a reputation for innovation.



Generations of loyal customers prefer Hunter – because they know that ongoing research puts Hunter stoves ahead of the rest. Our impressive heritage collection contains practical solutions to suit modern living. Read on, and discover a stove you'll love to come home to.

NB. All images are for illustrative purposes only

# Contents

Inspired by the past,  
ready for the future...

Herald 8	Page 1-4
Herald 14	Page 5-8
Double Sided	Page 9-12
High Output Inglenook	Page 13-14
Central Heating Stoves	Page 15-20
Superior Choice Range	Page 21-22
Cleanburn technology	Page 23-24
Options	Page 25-26
FAQs	Page 27-28
Technical Key	Page 29-30



Herald Double Sided





Herald 8 flat top with single door option

## HEATING SOLUTIONS



# Herald 8

## A SOLID FAVOURITE

It's warming toes all over the country – the Herald 8 is one of our biggest sellers. This beautifully traditional model is dependable, modest, and convenient. Despite a mid-sized footprint, this stove packs a generous 11kW maximum output – with minimum emissions and full CE certification. Each one is built in Britain to your specification: turn the page to view some options. There's a reason why this is one of our longest-running models. Pull off your boots, and test out another Hunter favourite.



Herald 8 flat top double doors

Heat Output Range – 6kw – 11kw



A range of options allows you to customise your Herald 8. Pictured with low / high canopy and crosses.



Herald 8 flat top double doors

## HEATING SOLUTIONS

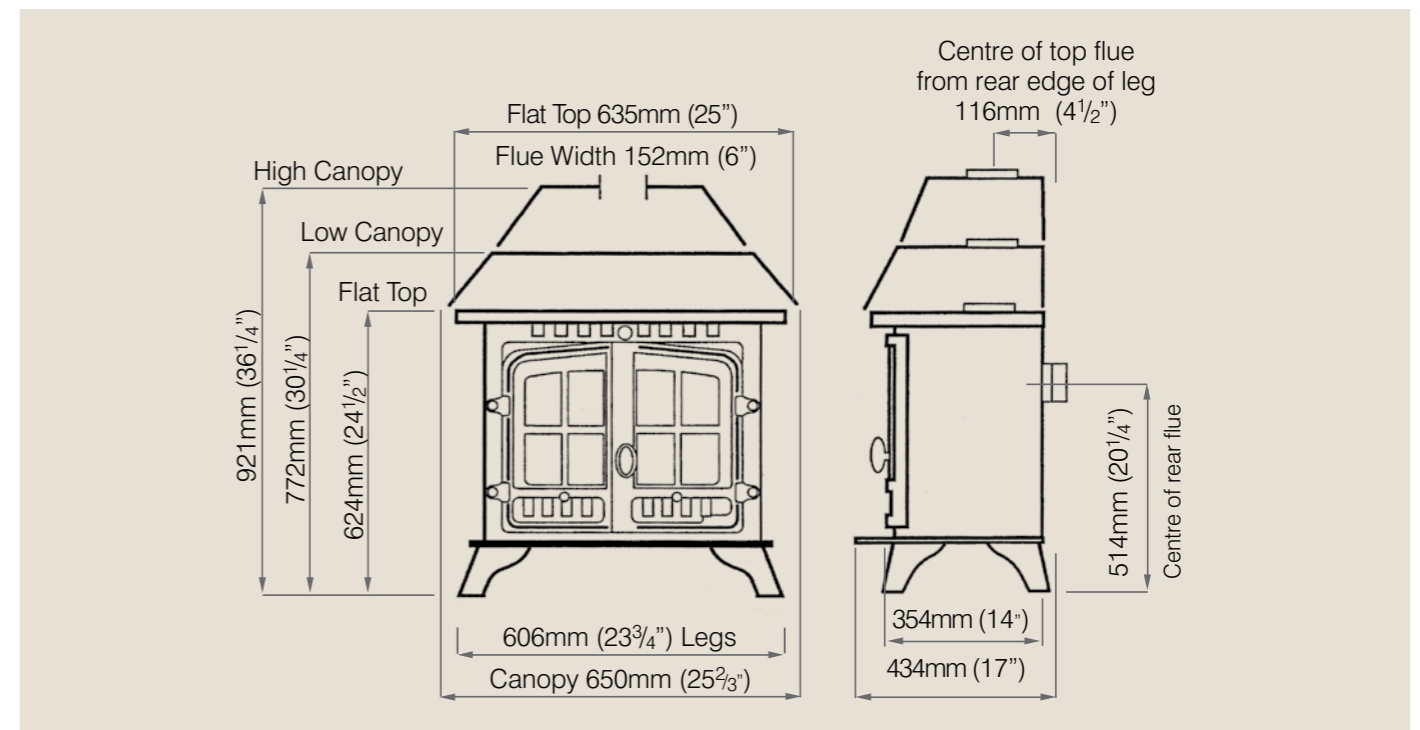


Herald 8 flat top with single door

# Herald 8

## MAKE IT YOUR OWN

Lots of options with this one – so you can customise the stove to suit your crumbling country abode or luxurious open-plan barn. Technology like Cleanburn and a hot airwash are built in as standard. But you can tinker with the add-ons, depending on the look and purpose you want. Add a canopy (high or low), single door, or double door with optional crosses. Want a steaming bath as well as roaring fire? Choose a clip-in or wraparound boiler (see page 16 for advice) and harness the Herald 8's power to provide a full heating solution. Cosy.





Herald 14 flat top with single door option

## HEATING SOLUTIONS



# Herald 14

## ENERGY SAVER

As British winters become increasingly unpredictable, we put a high value on economy. The Herald 14 burns fuel with minimum waste and maximum output. Don't want to get up shivering in your pyjamas? This super-efficient stove can be left to glow overnight, providing welcome warmth at dawn.

Perfect for family homes, this model makes a very sensible heating solution: just add a wraparound boiler and it will power up to 10 radiators. Forget the traditional dawn walk: put on a pot of tea and enjoy your morning!




Herald 14 flat top double doors with optional door crosses

Heat Output Range – 8kw – 15kw



Characteristically capable – the Herald 14 works hard and looks great. Pictured with low (L) and high (R) canopy and single door option.



Herald 14 flat top double doors with optional door crosses

## HEATING SOLUTIONS

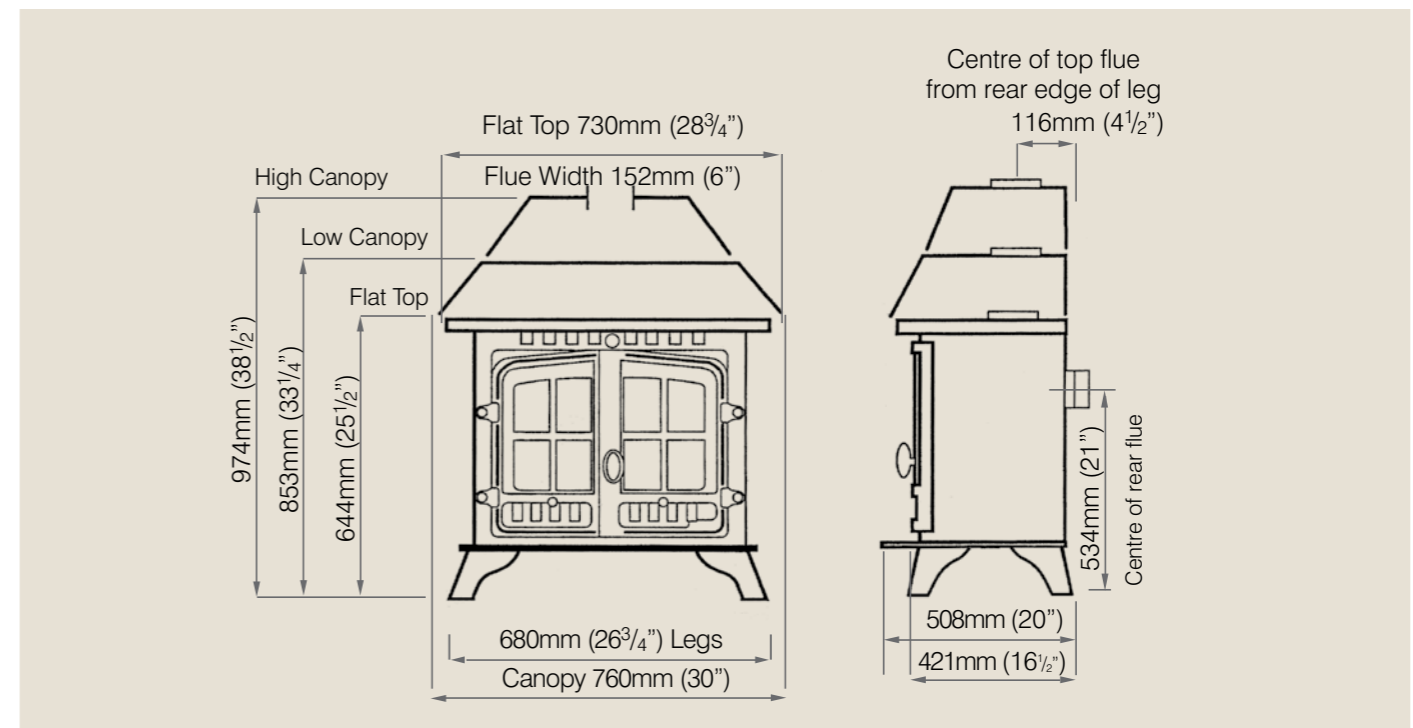


Herald 14 flat top with single door

# Herald 14

## SUPERSIZED

When you sit in front of the Herald 14, you may never wish to move. Fortunately, this large model has a big fuel bed and generous output – so minimum attendance is needed. Packed with our acclaimed technology, the Herald 14 is a favourite with the experts. It's got features such as TripleBurn – our threeway air-flow that ensures swift ignition and reignition, making the most of every piece of fuel. Why go to the pub when your living room is this cosy? Add your choice of options to customise the look of your stove, whether traditional and canopied or contemporary with a single door.





Herald 8 flat top, double sided single depth with double doors

## HEATING SOLUTIONS



Herald 8 flat top, double sided, double depth with single door option

# Herald DS

## Double Sided

### DOUBLE IMPACT

Need serious heat? A double-sided stove radiates heat 360° to fill an impressive space. It's ideal for open-plan living and very large rooms.

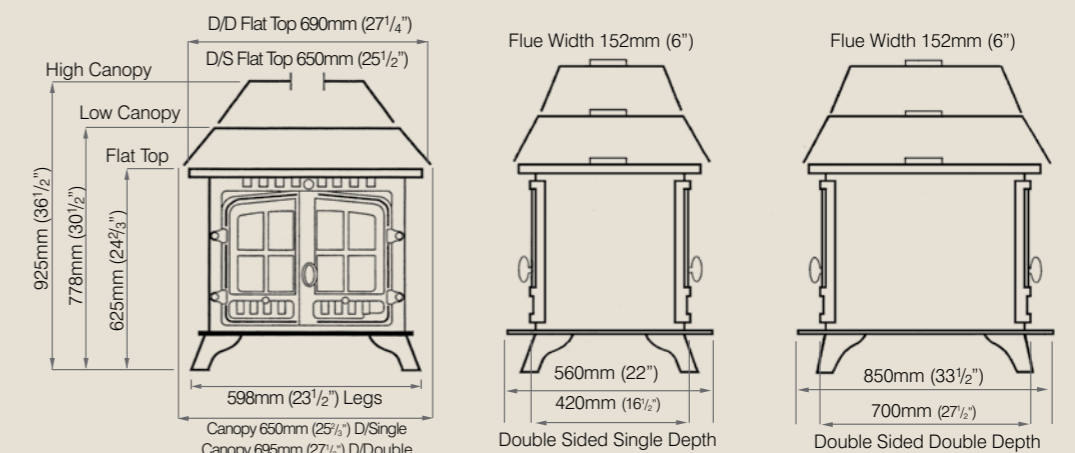
The Herald 8 and 14 are both available as double-sided stoves, with the Herald 14 reaching an awesome 25kW. Worried about maintenance? Our signature technology ensures that your fuel burns beautifully. So tinkering with the logs becomes a pleasure, rather than a chore.

Herald 8 Double Single  
Heat Output Range – 6kw – 11kw

Herald 8 Double Double  
Heat Output Range – 8kw – 18kw

#### Approximate weight

	Double Sided Single Depth	Double Sided Double Depth
Flat Top	140Kg	220Kg
Low Canopy	145Kg	230Kg
High Canopy	148Kg	236Kg



All dimensions shown are with standard 6" (152mm) leg lengths



Herald 14 flat top double sided, single depth stove with single door option

## HEATING SOLUTIONS



Herald 14 Flat Top, double sided, single depth with double crossed doors

# Herald DS

## Double Sided

### SECOND LOOK

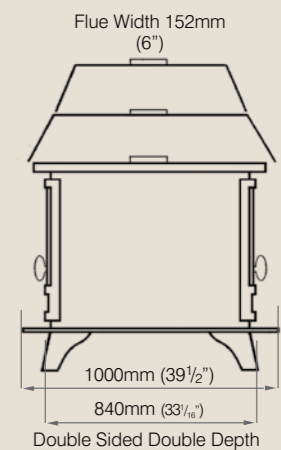
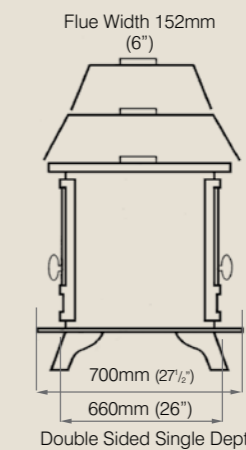
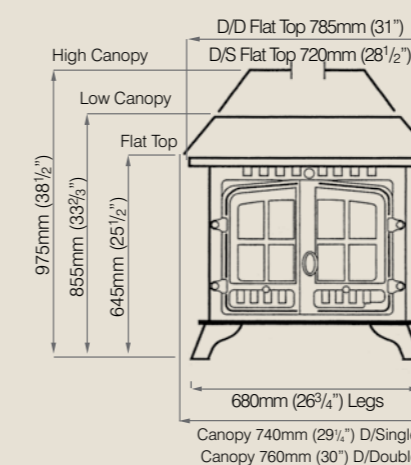
Here's a view as beautiful as an English sunset – and infinitely more interesting than a white radiator. If you've got a big room to heat, a multi-fuel stove is the romantic choice. The Herald 8 and 14 both come in double depth models – perfect if you want to seriously boost the output. Since it will undoubtedly become the centrepiece of your room, tailor your double-sided model to suit your style. Customise it with a high or low canopy, single or double doors, with or without crosses. It's exactly the stove you've always wanted.

Herald 14 Double Single  
Heat Output Range – 8kw – 15kw

Herald 14 Double Double  
Heat Output Range – 14kw – 25kw

#### Approximate weight

	Double Sided Single Depth	Double Sided Double Depth
Flat Top	165Kg	270Kg
Low Canopy	168Kg	276Kg
High Canopy	175Kg	290Kg



All dimensions shown are with standard 7" (178mm) leg lengths





Inglenook High Output with optional high canopy, double doors and optional door crosses.



Inglenook High Output with optional low canopy and single door

## HEATING SOLUTIONS



Inglenook High Output Flat top with single door option

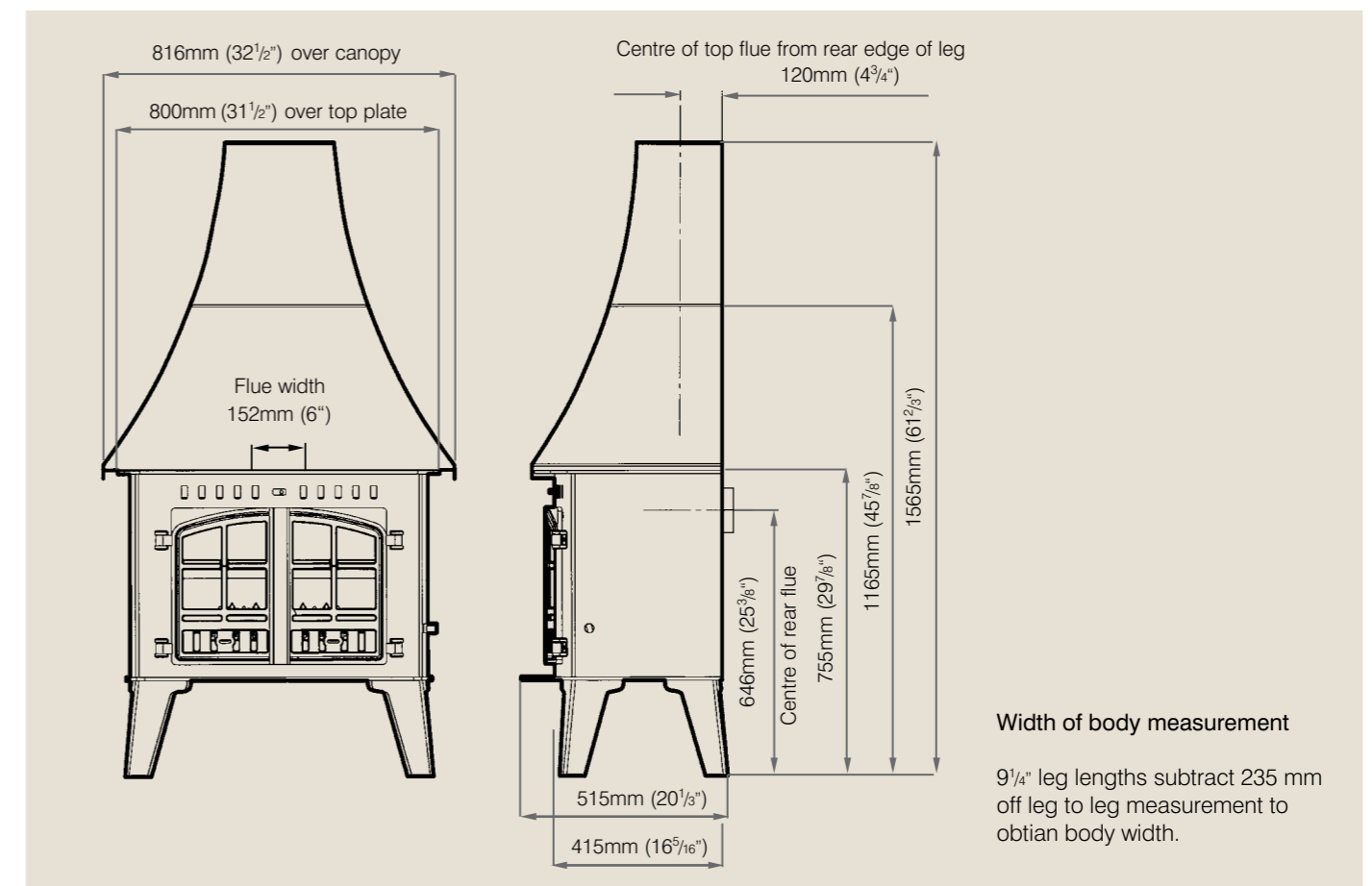
# Inglenook **HO** High Output

## THE MEGALITH

Cold stone walls and single glazing? Period and listed houses demand a particularly powerful stove. Of course, if your home is modern and well insulated, you'll appreciate it all the more. The traditionally styled Inglenook blends the best of old and new. Built in Britain to exacting standards this model features Cleanburn technology

and a hot airwash for an exceptional performance. The maximum output is 20kW: producing the kind of roaring fire that novel-writers dream about. Time to start your memoirs.

Heat Output Range – 8kw – 20kw





Herald 8 flat top double doors



A canopy gives the stove a more traditional appearance. Pictured with low Canopy (L) and high canopy (R)

HEATING SOLUTIONS

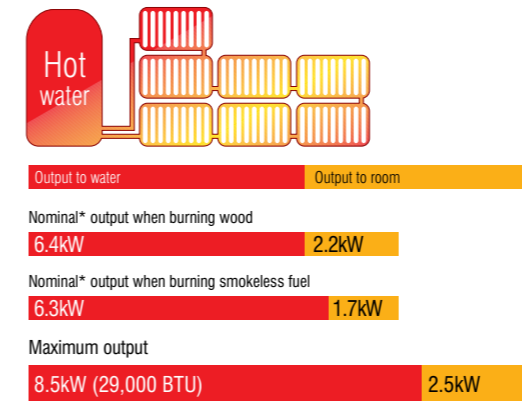


# Central Heating Herald 8

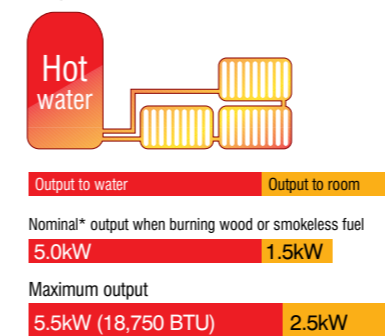
## GOOD-LOOKING HEAT

Home improvements? Tackle comfort first. For dependable warmth, turn your Herald 8 into a helpful boiler. Choose from a wraparound or clip-in option: both types are unobtrusive. Heat is radiated into the room and also runs up to 7 radiators. You might be too comfy to get the paintbrush out!

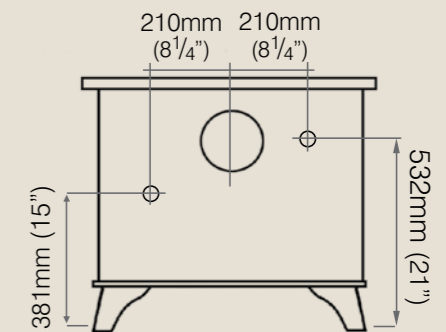
### Wraparound Boiler



### Clip-in Boiler

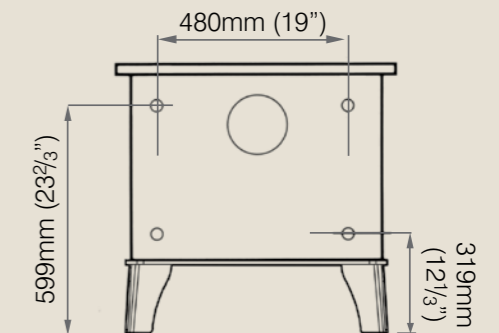


Number of radiators is dependent on size  
\*Nominal = the minimum achievable heat output



### Clip-in Boiler Outlets

All dimensions shown are with standard 6" (152mm) leg lengths  
All boiler outlets are 1" BSP



### Wraparound Boiler Outlets

Width of body measurement  
6" leg lengths subtract 24 mm off leg to leg measurement to obtain body width.

### Approximate weights

	Herald 8	With Wraparound Boiler	With Clip-in Boiler
Flat Top	120Kg	135Kg	130Kg
Low Canopy	125Kg	141Kg	135Kg
High Canopy	128Kg	149Kg	138Kg



Herald 14 flat top with single door option



Make your stove work harder - the Herald 14 can be fitted with a boiler.

HEATING SOLUTIONS

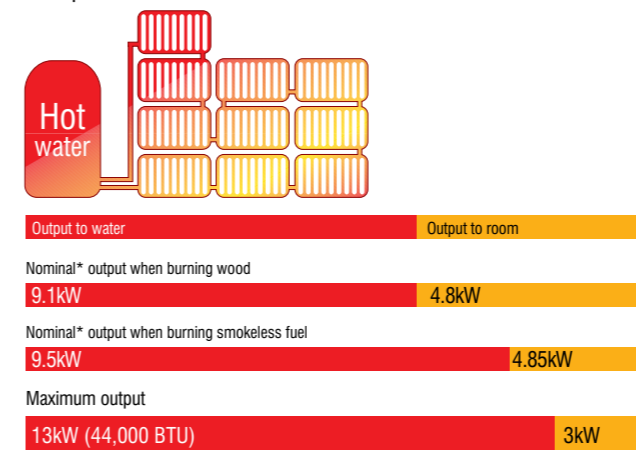


# Central Heating Herald 14

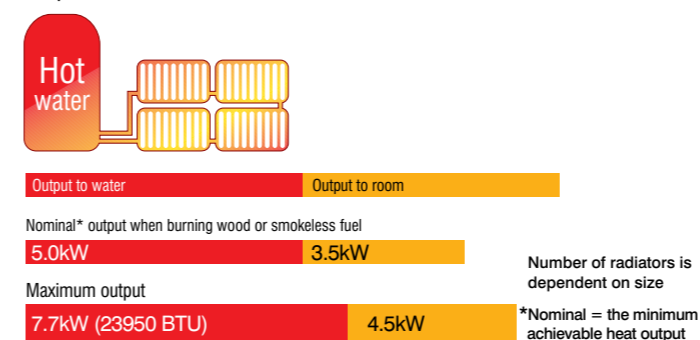
## HEATING YOUR HOME

You'll be amazed what your new stove can do. With a wraparound boiler, the Herald 14 can power 10 radiators. It's operating at our very best efficiency levels, giving you more heat from every log.

### Wraparound Boiler



### Clip-in Boiler



**Clip-in Boiler Outlets**

**Wraparound Boiler Outlets**

Width of body measurement  
7" leg lengths subtract 32 mm off leg to leg measurement to obtain body width.

All dimensions shown are with standard 7" (178mm) leg lengths  
All boiler outlets are 1" BSP

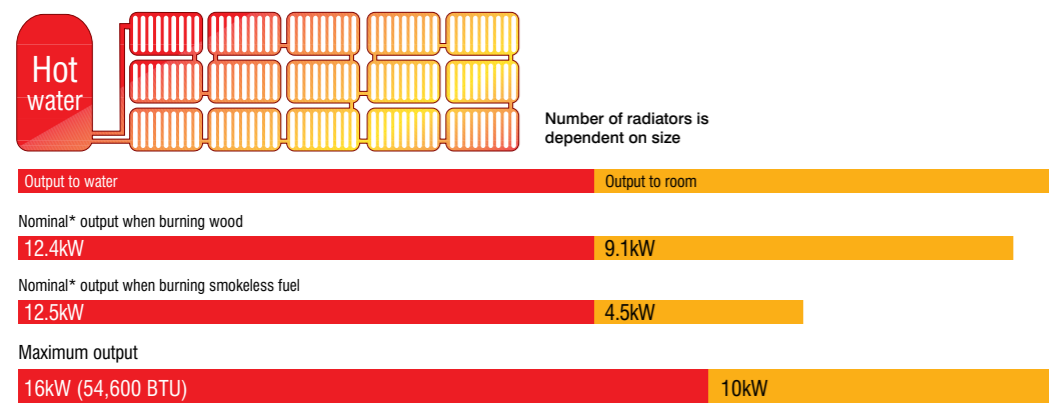
Approximate weights

	Herald 14	With Wraparound Boiler	With Clip-in Boiler
Flat Top	145Kg	168Kg	155Kg
Low Canopy	148Kg	177Kg	158Kg
High Canopy	155Kg	182Kg	165Kg



Hunter 80B flat top double doors and optional door crosses.

### Wraparound Boiler



Hunter 80B with optional low canopy

\*Nominal = the minimum achievable heat output

## HEATING SOLUTIONS

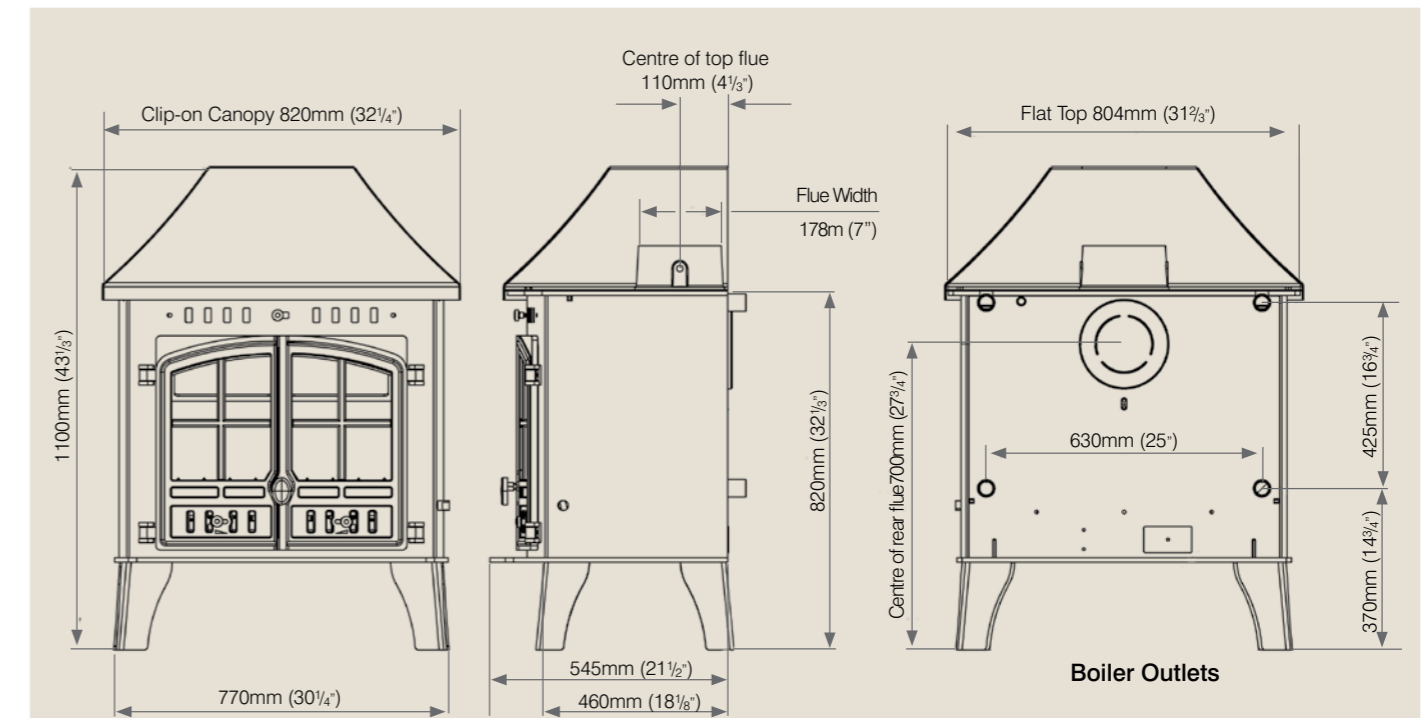


# Central Heating 80<sup>b</sup>

## HEATING THE COUNTRY

You'll never be chilly again with our most powerful heater ever. The 80B is a large multi-fuel stove designed to run radiators – up to 15, to be precise.

It runs at maximum efficiency to produce a monumental combined output of 26kW. Take off those gloves. You're home!



All dimensions shown are with standard 8" (200mm) leg lengths. All boiler outlets are 1" BSP

Width of body measurement  
6" leg lengths subtract 34 mm off leg to leg measurement to obtain body width.

Approximate weights  
Flat Top 218Kg  
Canopy Kit 23Kg

Boiler Outlets

# Herald Superior Choice Range

## FEATURES



The Herald stove collection

### CE Tested and Approved

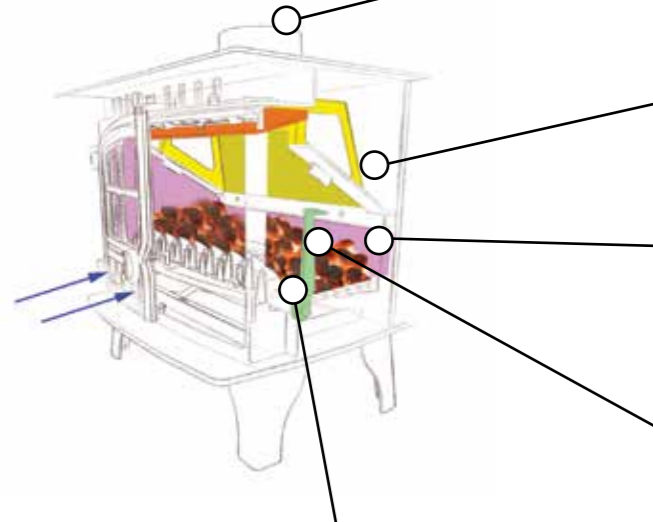
All the stoves in the Hunter Superior Choice range meet the stringent CE approval test requirements.

### New Hunter Cleanburn Technology

Cleanburn technology means that more of the fuel is ignited, resulting in an increased heat output, less smoke, and a cleaner environment.

### Exceptionally Efficient

Currents of air inside the stove ensure that fuel is burnt evenly and efficiently.



### From Wood to Multi-Fuel with a Single Movement of the Tool

The stove's integral grate can be changed from wood to multi-fuel setting with a single movement of the cool - handled riddling tool.

### Safe and Efficient for Over-Night Burning

By reducing the air inflow to an absolute minimum, you can keep the fire gently smouldering overnight. Come morning, increase the air flow and the fire will return to life.

### Dust Free, Safe and Easy Riddling

The riddling tool enables you to clean the grate without causing clouds of dust. Just move it back and forth with the doors closed.

### Interchangeable Flue Outlets

All of the stoves in the Hunter Superior Choice range can be flued from either the top or the rear of the stove.

### Easy Access for Chimney Sweeping \*

Every stove features a removable throat-plate, giving full and easy access for sweeping the chimney.

### Internal Lining System

The new internal lining system maximises the firebox temperature, ensuring complete combustion.

### Cold-handled Riddling Tool

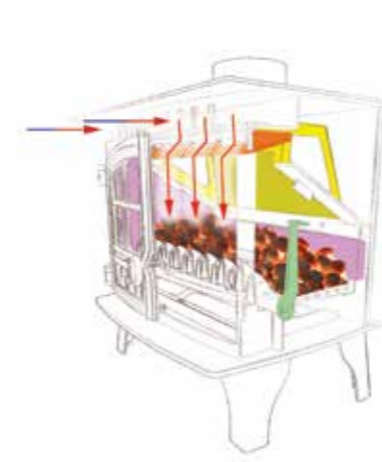
The cold-handled riddling tool can be used for opening and closing the doors, riddling the grate, grate adjustment and easy removal of the ash-pan.

NB.

### Central Heating Stoves

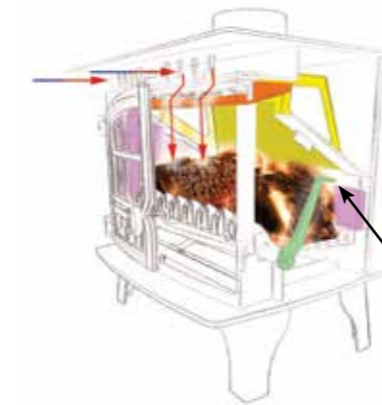
Central heating stoves have no internal lining system

\* This is not possible if a clip in boiler is fitted



### No need to scrub the glass door

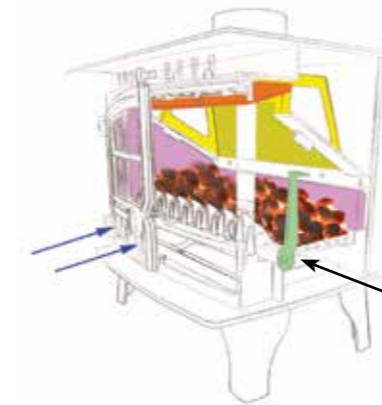
Our innovative airwash draws air from the top of the stove, heats it up in the central air chamber and then sends it down behind the glass door, creating a screen between the fire and the glass. Smoke or combustion particles do not come into contact with the glass, so you don't need to clean it.



### Optimum Woodburning Conditions

Three streams of hot air ensure that fuel is burned efficiently by maximising combustion. For wood, close the grate and allow a deep bed of ash to build up - the optimum conditions for combustion.

Grate in 'back' closed position for burning wood



Grate in 'forward' open position for burning solid fuel

### Optimum Solid Fuel Burning Conditions

When you're burning smokeless fuel, just switch the grate to the open position. Air flows beneath the grate and into the heart of the fire - the optimum conditions for burning solid fuel.

All the Herald stoves are manufactured from high quality 5mm thick steel and have cast iron components.

# Cleanburn technology

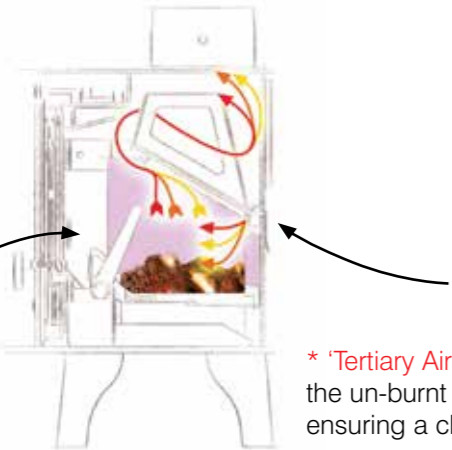


The Herald stove collection

CLEANBURN is our innovative technology – it’s not just better for the stoves, it’s also better for the environment.

The idea behind Cleanburn is to maximise combustion, so that more fuel is burnt and less is turned into deposits in the stove, chimney, or atmosphere. Our Cleanburn stoves have been proven to have lower emissions, which makes them among the most eco-friendly models on the market.

The Hunter Herald stoves are approved twice; for burning both wood and smokeless fuel



\* 'Tertiary Air' re-ignites the un-burnt gases ensuring a cleaner burn.

The New Hunter 'Internal Lining System' maximises the firebox temperature, ensuring complete combustion.

\* NB. Not applicable to central heating stoves



Herald 14 high canopy double sided double depth with double doors

# Options



Whichever Hunter stove you choose, you have a number of options to make it perfect for your interior. Talk to your supplier about the choices available on each stove.



Optional spark guard  
(Double door only)



Optional brass door knob



Optional flue gather box, for rear flue installations and limited space installations



Optional multi-fuel front extension for larger fuel loads



Optional flue damper



Optional wood front single door\*



Optional wood front double door\*

Please see the key on page 29 for all options available. \* Wood fronts are standard on wood burning only models

Here's an overview of the possibilities:

## FINISHES

Every stove is built in 5mm steel, but you can choose the finish you'd like. Top image, L-R: CLOUDY BLUE (grey-blue with metallic tint), and FOREST GREEN (subtle green with metallic tint). More colour options also available.



## SINGLE OR DOUBLE-SIDED?

The Herald 8 and 14 can be built as double-sided stoves, which means both sides have doors. You can opt to have these in a double depth, too, so the fuel bed is larger.



## SINGLE OR DOUBLE DOOR?

The larger models are available with a single door or double door. While the single door option provides a better viewing window, the double door gives a traditional appearance. Double doors also come with removable window crosses.



## CANOPY?

Most models have a matching canopy which you can choose to add to your purchase.

\* For Inglenook canopy options please see pages 13-14



# FAQs

## WHAT DOES 'CE' MEAN

All appliances marked with the 'CE' mark mean they have been independently tested to meet the requirements of the BS EN13240

## DOES HUNTER SELL DIRECT TO THE PUBLIC?

No. We have a network of trusted dealers with showrooms throughout the UK and Europe. To locate your nearest dealer please visit our website [www.hunterstoves.co.uk](http://www.hunterstoves.co.uk) and use our Dealer Locater link on the home page.

## HOW DO I GET MY NEW STOVE INSTALLED?

Installation must be carried out by a Hetas-approved or similarly qualified engineer and must be in accordance with Building Regulations. To investigate the suitability of your chimney, contact your local dealer, who will be pleased to arrange a site visit. This is very important, because the condition of your chimney will determine how well your stove performs; a poor chimney system will affect its efficiency. Any existing flue must be swept and inspected before installation of the stove. All multi-fuel/wood burners must be installed in a class 1 chimney.

## WHAT IF I DON'T HAVE A CHIMNEY?

There are many different flue systems available. Please contact your local dealer/flue installer, who will be able to give you personal advice.

## DOES MY CHIMNEY NEED LINING?

This is to be decided by your qualified Engineer.

## DO I NEED AN AIR BRICK?

Yes if the output is above 5kw or the Builders air permeability rating is low.

## WHAT TYPE OF FUEL CAN I USE?

The quality of fuel will dictate the performance of your Hunter Stove.

## WOODBURNING

Burn only dry, well seasoned wood. For best results, use dry wood, with a moisture content of less than 20%, which has been cut, split and stacked for at least 12 months. This is advertised as 'seasoned' wood. Burning wet or unseasoned wood will create tar deposits in the stove and chimney and won't produce a satisfactory heat output.

Wood burns best on a bed of ash and it is therefore only necessary to remove surplus ash from the stove occasionally.

## PEAT

Only to be used in turf or brick form, but the moisture content must be very low.

## SMOKELESS FUEL BURNING

Anthracite is an approved natural smokeless fuel (not processed) but can vary greatly in quality and performance. It generally requires excellent air supply to maintain maximum performance and with experience we would suggest that it is used in conjunction with other approved manufactured smokeless fuels as per the HETAS approved list.

Please visit [www.hetas.co.uk](http://www.hetas.co.uk) for an up to date list of approved Manufactured Smokeless Fuels suitable for closed appliances.

Only authorised smokeless fuels may be used in smoke control areas.

Warning! - Petroleum coke fuels or household waste must not be burnt on our appliances. Should any difficulties arise over fuel quality or suitability, consult your approved coal merchant or the Solid Fuel Advisory Service - Telephone 0800 600 000.

## WHAT IS A NOMINAL OUTPUT?

The nominal output is the output achieved under specific test conditions by the test laboratory. This is normally the output at which we achieve the highest efficiency. The stoves tend to be operated with the air controls set at less than maximum and with relatively modest fuel loads. However we recognise that end users are unlikely to operate the stoves in this way and therefore we carry out internal testing to suggest a reasonable Heat Output Range that the customer should achieve without over firing the unit.

## CAN I RUN MY BOILER STOVE DISCONNECTED?

No. The stove should not be fired with the boiler disconnected or empty, as this could cause serious damage to the appliance.

## CAN I BURN WOOD ON MY MULTI-FUEL GRATE?

Yes. All Hunter multi-fuel appliances are capable of burning wood.

## CAN I SWEEP MY CHIMNEY THROUGH THE STOVE?

Yes - it is possible to sweep the chimney through the stove.

A clip-in boiler installation should have an additional means of access to the flue system to allow cleaning - usually a soot door in the first length of flue pipe.

## WHAT IS A FRONT EXTENSION

Most of the Multi Fuel Herald's have the option of using one of these. It is called, an 'Extension' because it increases the fuel load size within the firebox. Especially helpful for overnight burning. Please see the page 36 for image.

## WHAT IS THE DIFFERENCE BETWEEN A WOODBURNER AND A MULTI FUEL?

A wood burner can only burn well seasoned logs, and the wood is burnt on the base of the stove. You use a shovel to clean out the ash. A multi fuel stove comes with a grate where you can burn both Smokeless fuel or well seasoned logs. There is an ash pan beneath the grate for easy removal of ash.

## DO I NEED TO PURCHASE A MULTI FUEL OR WOOD CONVERSION KIT?

If you have purchased a multi fuel stove and then decide you wish to convert to a pure woodburner, you would then require a wood conversion kit. And vice versa with a multi fuel kit if you wanted to change from a wood burner to multi fuel.

## WHAT IS A GATHER BOX AND WHEN IS IT NEEDED?

A gather box is for rear flue installations where space is limited. It bolts directly on to the rear of the stove in place of the collar. Please see page 36 for image.

## DO I NEED A DAMPER?

If your chimney has an exceptionally good draught, it may be worth fitting a damper. This helps reduce the pull on the chimney and helps keep heat within the firebox which is then transferred into the room. A damper also helps when burning wood over night as it slows the burn rate down and increases the burn time on the wood.

## HOW MUCH SPACE WILL MY STOVE NEED?

With all our freestanding units it is safe to install with a clearance of 2" (50mm) either side and above the stove to NON Combustible material. However for optimum performance and heat output we recommend a clearance of 6" (150mm). Behind the stove there should be a clearance of 4" (100mm) to enable access to the Tertiary Air inlet.

For all our units the hearth should extend 300mm in front of the appliance (from the door opening)

## HOW DOES THE OPTIONAL THERMOSTAT WORK

The Thermostat automatically regulates the temperature of the water in the boiler to the required setting by allowing primary air into the stove when cold and restricting it when hot.

NB. Available for central heating models only.

## SPARK GUARDS

Our multi-fuel stoves have been tested and CE certified by an approved independent testing facility, to the current CE legislation. In addition to this all of our stoves exceed the minimum efficiency requirements as set out by the English & Welsh Building Regulations part L. In order to achieve this, all of our stoves are tested as closed appliances and therefore must be documented accordingly. Some customers choose to run appliances with the doors open. In doing this they accept that the operating characteristics of the stove might change. This is a personal choice and it is the reason that we supply Spark Guards, as an option. If our stoves are run with the doors open then the operation of the flue, ventilation to the room and the quality of the fuel will need to be very good, in order to prevent smoke spillage into the room. Not all installations will be able to achieve this.

## WHAT WARRANTY DO I GET ON MY STOVE?

All Hunter Stoves Authorised Dealers provide you with a standard 2 year warranty\*. Hunter Stoves also come with a 5 year casting warranty\* For full warranty specifications please visit [www.hunterstoves.co.uk](http://www.hunterstoves.co.uk)

(\*Naturally wearing consumables such as glass, bricks, baffles, log retainers etc are excluded from this warranty. \*\*The casting warranty does not cover items such as grate parts etc)

For a list of authorised stockists please use our dealer locater which can be found on our website [www.hunterstoves.co.uk](http://www.hunterstoves.co.uk)



# Technical Key



The Herald stove collection



	Herald 8	Herald 14	Herald 8	Herald 8	Herald 14	Herald 14		Herald 8	Herald 14	Hunter 80b	Inglenook
	Room Heater	Room Heater	Double single	Double Double	Double single	Double Double		Central Heating (29000btu boiler)	Central Heating (44000btu boiler)	Central Heating (54,600btu boiler)	Room Heater
Heat output range to room	6 - 11kw	8 - 15kw	6 - 11kw	8 - 18kw	8 - 15kw	14 - 25kw		1.7 - 2.2kw	3 - 4.8kw	4.5 - 10kw	8 - 20kw
Efficiency on wood %	78.9	78.6	74.3	79	75.7	71.1		73.4	73.6	71	78.4
Flat Top	√	√	√	√	√	√		√	√	√	√
Low Canopy option	•	•	•	•	•	•		•	•	•	•
High Canopy Option	•	•	•	•	•	•		•	•	~	•
Double door option	√	√	√	√	√	√		√	√	√	√
Single door option	•	•	•	•	•	•		•	•	~	•
Multi Fuel Option (Riddling Grate)	√	√	√	√	√	√		√	√	√	√
Wood Burning only option	•	•	•	•	•	•		•	•	•	•
Black knob set	√	√	√	√	√	√		√	√	√	√
Cross Kit 2 Door only	•	•	•	•	•	•		•	•	•	•
Brass Knob	•	•	•	•	•	•		•	•	•	•
Full Brass Set	•	•	•	•	•	•		•	•	•	•
Flue Damper	•	•	•	•	•	•		•	•	•	•
Sparkguard <sup>2</sup>	•	•	•	•	•	•		•	•	~	•
Multi fuel Extention	•	•	•	•	•	•		•	•	•	•
Coloured finish	•	•	•	•	•	•		•	•	•	•
Clip in Boiler Option <sup>1</sup>	•	•	~	~	~	~		~	~	~	~
Flue Gather Box	•	•	~	~	~	~		•	•	~	•
Total nominal output	7.8 - 9.1kw	9 - 11.9kw	7.6 - 8.9kw	11.4kw	11.6 - 13.3kw	17.8kw		8 - 8.6kw	13.9 - 14.3kw	4.6 - 9.1kw	10.2kw
Ventilation (mm <sup>2</sup> )	2255	3795	2145	3520	4565	7040		1980	5115	9075	2860
Leg lengths	6" - 152mm	6" - 152mm	6" - 152mm	6" - 152mm	7" - 178mm	7" - 178mm		6" - 152mm	7" - 178mm	8" - 200mm	9 1/4 - 235mm
Log length (approx)	19 3/4 - 500mm	19 3/4 - 500mm	19 3/4 - 500mm	19 3/4 - 500mm	19 3/4 - 500mm	19 3/4 - 500mm		19 3/4 - 500mm	19 3/4 - 500mm	21" - 533mm	19 3/4 - 500mm

√ = standard  
• = option  
~ = not available

1. Boiler output, see page 20
2. Sparkguard - only available on double door options

NB Ventilation is dependent on the permeability rating of the building. For further details please visit:

<http://www.planningportal.gov.uk/buildingregulations/approveddocuments/partj/approved>

and download the free copy of Document J. Info about the ventilation and air permeability ratings is table 1 on page 29.



# Di Lusso

# R4



## Start a style revolution...

### Environmentally conscious...

If you're concerned about your carbon footprint, emission level is a key issue.

The clean-styled Di Lusso R4 incorporates our signature CleanBurn technology, designed to satisfy the most rigorous European criteria. With a nominal output of 4.9kW (up to 6.5kW) and efficiency of 79%, it's one of the market's best performing stoves. Because smoke levels are so minimal (0.2X), it's even approved under the Clean Air Act (DEFRA) – giving you utmost environmental peace of mind.



### Exactly engineered...

For our engineers, the R4's cutting-edge technology is as thrilling as its appearance. The control door hides an innovative, patented control system: a light touch is all that's needed to open the little door and adjust airflow levels. TripleBurn Plus® enhances ignition to maximise fuel efficiency, while a hot airwash keeps the glass clear from deposits. You have a choice of wood or solid fuel, allowing you to optimise your heating system.



Room and boiler heat outputs are dependent on fuel load and installation parameters. Overnight burning is dependent on fire box size, fuel load etc. Hunter Stoves Limited has a policy of continuous product improvement and therefore reserves the right to change specifications and designs at any time without prior notice.

Hunter Stoves Ltd. strongly recommends that the suitability of any installation should firstly be agreed with a HETAS qualified installer or similarly competent professional, to ensure compliance with the recent changes to the Building Regulations. Hunter Stoves Ltd. will not be held responsible for any losses, however arising, from inappropriate installations by unqualified or non-competent installers. An inappropriate installation may also invalidate claims made under a manufacturer's warranty or guarantee.

NB. All dimensions shown are approximate measurements and can change due to manufacturing tolerances.

Your Local Stockist

