



IRONHEART

THE ESSENCE OF ESSE

Everything we know about wood fired cooking and heating distilled into an iconic range of cook stoves.

THE

IRONHEART FAMILY

IRONHEART



BAKEHEART



The Ironheart family is our flagship range: encapsulating everything we know about cooking and heating in our beautifully simple stoves.

These versatile wood fired cook stoves offer a large clear view of the flames in the firebox and provide a dependable source of heat and sustenance.

The timeless design and simple styling reflects state of the art quality British engineering, incorporating more than 170 years of ESSE cooking stove design and innovation.

Handmade in Britain by a team of dedicated craftsmen with decades of experience, Ironheart cook stoves combine tradition and practicality. The durable exterior conceals super-efficient clean-burn technology that extracts maximum energy from the

combustion process and stores heat for many hours after lighting.

Providing years of faithful service, our Ironheart family of cooking stoves are engineered to exacting standards that ensure they can be relied upon to provide a constant source of warmth and comfort.

ESSE cooking stoves have a loyal following around the world: from the Arctic Circle to the Australian outback, the Ironheart's unique combination of durable British design and dependable performance adds a touch of style and luxury to even the most out of the way country cottage or rural retreat.

WARMHEART



LIGHTHEART



WARMING YOUR HEART AND YOUR HOME

SINCE
1854

FROM A
FAST BOIL
TO A
LAZY SIMMER

(SAME HOTPLATE, DIFFERENT
TEMPERATURE ZONES)

A COOKER
TO GET
FIRED UP
ABOUT



Image courtesy of deVOL kitchens

3 WAYS TO COOK

ON AN ESSE IRONHEART



ON THE HOB

Sizzle, steam, toast, braise, boil and fry. An ESSE hotplate offers multiple cooking methods. A heavy based pan or griddle can be heated on the hob. Searing, chargrilling or toasting can take place directly on the hotplate, and the dome design of the ESSE bolster lids create a steam environment.

Hotplates are graduated temperature surfaces with the most concentrated heat always centred above the firebox.



OVER EMBERS

Savour the exceptional flavours of wood fired cooking. The ESSE Ironheart range includes shelved firebricks for cooking in your firebox and the glazed door allows sight of food during cooking.

As your flames subside to glowing embers, consider the wood fired flavours you can bring to your dishes.

You too can achieve that classic restaurant chargrilled flavour.



ROAST IN THE OVEN

Maximise the energy created by your wood fired stove. For Ironheart, Bakeheart and Lighthouse stoves, the heat generated in your firebox is transferred to an oven. The ovens are designed deeper than they are wide to minimise heat loss upon opening the oven door. This creates the perfect surround heat baking or roasting environment.

The ovens incorporate an ESSE thermo-dial, allowing you to regulate the cooking heat from around 100°C (COOL) through to 260°C (VERY HOT).

Variable shelf positions and the option to cook directly on the oven floor provide further capacity and versatility.



Gelf Alderson, head chef at River Cottage








QUALITY BRITISH ENGINEERING

— AND TIMELESS CLASSIC DESIGN —



Made in Britain since 1854, ESSE continues to be a pioneer of clean burning, energy efficient heating and cooking stove design. Our beautifully handcrafted cookers are the choice of credited chefs and hosts worldwide for lavish dining and entertaining.

Florence Nightingale would use no other brand at her field hospital in Balaclava, while Sir Ernest Shackleton relied on an ESSE stove on his Antarctic expeditions.

IRONHEART

AT THE HEART OF YOUR HOME

COOKING
HEATING
COMFORTING


— ALL IN ONE —







Crafted in the UK



This stunning viewing window will warm your heart and heat your home



Cook directly on the dog-bone hob for sizzling results

IRONHEART is a stove and range cooker in one, combining the best of our two main product lines. With a powerful 7.3kW heat output and plenty of room to bake, boil, roast and braise, cooking and heating come together in one robust cook stove for your home.

Unlike our traditional range cookers, which are designed to contain heat, the Ironheart has convection panels that radiate warmth like a wood-burning stove.

The large firebox can burn logs of up to 500mm (19½ inch). And, you'll enjoy watching the flames leap and flicker through the large clear glass window, a picture-perfect view.

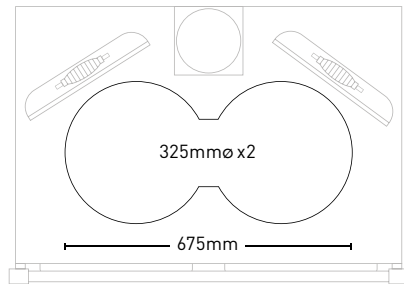
The Ironheart is equipped to bring out the very best in creative cooks – so no wonder it's become a firm favourite with the team at River Cottage HQ.

The oven has a 47-litre capacity and you can also cook over direct heat in the firebox, while the 'dog-bone' cast iron hotplate will

comfortably accommodate up to six pans.

An optional 'hostess shelf' has been designed to fit to the side of the Ironheart to extend the top and give an additional preparation space or will fit a standard, off the shelf, domino hob.

CAST IRON HOTPLATE



80.6% EFFICIENT
ENERGY RATED A
7.3KW OUTPUT

PERFECT FOR HEATING
 WITH A LARGE VIEW OF THE FIRE

ECODESIGN
 SUPER EFFICIENT
 CLEAN BURN
 TECHNOLOGY

6 PAN HOTPLATE!
 INVITE MORE GUESTS!

PERFECT FOR EATING
 CAPACIOUS OVENS AND EXPANSIVE HOB TOP EQUIPPED TO FEED THE FAMILY

IRON CAST ENGINEERED TO LAST
 & **MADE IN BRITAIN**

The Bakeheart is an elegantly proportioned wood fired cooking stove that provides room-filling radiant heat, a graduated temperature hob and a generous baking oven.

BAKEHEART





BAKING HEAVEN

FROM YOUR DAILY BREAD
TO SIMPLY DIVINE CAKES

GRADUATED TEMPERATURE
HOTPLATE TECHNOLOGY

CLEAR VIEW OF THE FIRE

32 LTR OVEN

SIMPLE AIR CONTROL

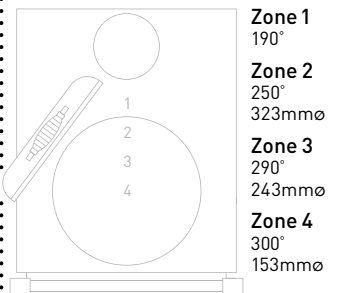
Using the same principles as our best-selling Ironheart, offering a clear view of the flames through the large glass door to the firebox, the wood fired **BAKEHEART** provides ample heat to keep a cottage kitchen warm and toasty.



ESSE's unique heat transfer stove technology efficiently channels heat from the firebox into the 32-litre oven and hob, extracting energy from the combustion process for your wood fired cooking adventures.

The 5kW Bakeheart hob and oven will cook a limitless range of wholesome and hearty dishes from warming casseroles to heavenly homebaked bread.

GRADUATED HOTPLATE



Designed to accommodate dry, seasoned logs of up to 400mm (15inch) in length, the Bakeheart can be installed pretty much anywhere to provide a reliable, 'off-grid' source of heat for extended periods.

Whether it's providing heat in a bothy up in the mountains or wood fired pizzas on the veranda at the beach house, the Bakeheart can be counted on to deliver heat and sustenance, day in, day out.

5KW HEAT OUTPUT
GRADUATED
TEMPERATURE HOB
TIMELESS DESIGN

MAKE IT THE HEART OF YOUR HOME





WARMHEART

This charming and compact wood fired cooking stove is the perfect heating solution for a bijou country cottage or backcountry bothy.

POWERFUL 5KW
HEAT OUTPUT

LIVE OFF THE GRID:
NO MAINS REQUIRED





STEAKS ON THE HOTPLATE

== OR ==

FISH IN THE FIREBOX

SPECTACULAR CULINARY VERSATILITY

ROOM-FILLING RADIANCE

HEATS

THE WHOLE KITCHEN

DESIGN ICON

**CLASSIC LINES
ENDURING BEAUTY**

While our standard range cookers are designed to contain heat, the **WARMHEART** also incorporates convection panels that radiate warmth out into the room – just like a wood-burning stove.

The Warmheart provides ample heat to keep things warm and toasty while a casserole bubbles away on the hob or a couple of steaks sizzle in the firebox.

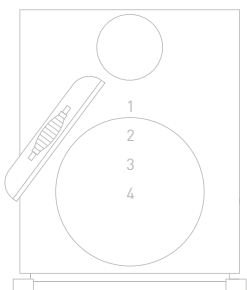
ESSE's unique heat transfer stove technology efficiently channels heat from the firebox into the graduated temperature hob, extracting energy from the combustion process for your wood fired cooking adventures.

The 5kW Warmheart hob can be used to boil a kettle, cook a casserole or griddle a steak.

Designed to accommodate dry, seasoned logs of up to 400mm (15inch) in length, the Warmheart can be installed pretty much anywhere to provide a reliable, 'off-grid' source of heat over extended periods – no mains services required.

Whether it's providing heat in a remote mountain hut or chargrilled T-bones after a day's fishing on the lake, the Warmheart can be counted on to deliver consistent heat and sustenance, wherever and whenever you need it.

GRADUATED HOTPLATE



- Zone 1
190°
- Zone 2
250°
323mmø
- Zone 3
290°
243mmø
- Zone 4
300°
153mmø







LIGHTHEART

ICONIC STYLE
— IN A —
**COMPACT
STOVE**





CLEAN BURNING
FUEL EFFICIENT
COOK STOVE

— THE —
 ★ **STAR** ★
of the home

HEATING
 — AND —
COOKING
 — COMPANION —

LIGHTHEART all the style and performance of the **IRONHEART** in a smaller package

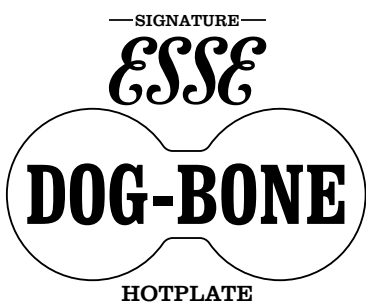
Good things do come in smaller packages - meet the ESSE LIGHTEART, a compact wood burning cook stove that brings an exciting immersive experience to any living space. Its reduced footprint and moderate output make it easy to plan into 'off the grid' locations or equally it will be warm and inviting in a fireplace without overpowering a centrally heated room.

Lighthouse is 700mm wide by 654mm tall and 500mm deep and provides 4.6kW of radiant heat. A sturdy steel body embellished with cast iron detailing enables it to heat quickly and cook food effectively, and its portrait firebox, with a picture frame surround, allows for a beautiful view of

the fire. It includes a graduated temperature hotplate for boiling to simmering and a 47 litre oven with three shelf positions.

Easily controlled, the super-efficient firebox delivers modern Ecodesign performance with great fuel economy. Air is added to the fire box to make the stove burn more cleanly and to keep the glass window fully transparent.

A stunning piece of heritage British-built design with signature Ironheart looks, the Lighthouse adds a striking statement to your home.



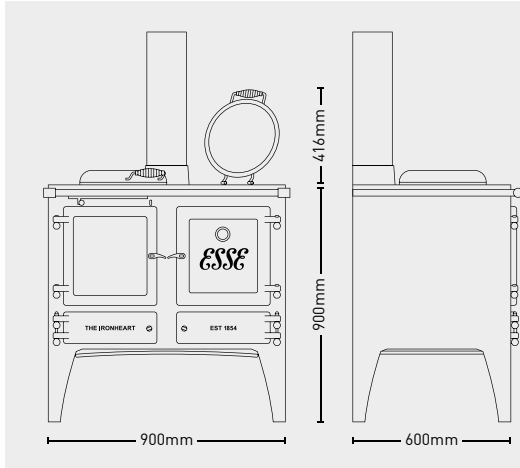
TRIED & TESTED?
 OURS HAVE BEEN FOR OVER A CENTURY



TECHNICAL SPECIFICATIONS

IRONHEART

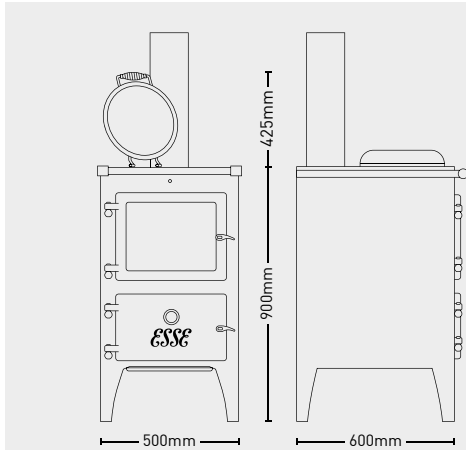
All ESSE stoves are designed for use in UK smoke control areas and are awarded the Cleaner Choice accreditation by HETAS



Energy rating	A
Max efficiency	80.6%
Nominal heat output	7.3kW
Weight	370kg
OVEN CAPACITY	47.8 litres
W: 320mm; H: 340mm; D: 440mm	
Log size	500mm
Graduated temperature hotplate	130-360°C
Flue pipe diameter	150mm (6inch)

Required additional room vent	57mmø (2.25inch)
Suitable for continuous burning	Yes
CLEARANCE TO COMBUSTIBLES	
Side: 500mm; Rear: 400mm; Top: 500mm	
EXCEEDS ECODESIGN REQUIREMENTS	
Carbon Monoxide: 0.07%; Dust: 21 mg/m ³	
Hydrocarbons: 25 mg/m ³ ; Nitrous Oxides: 90 mg/m ³	

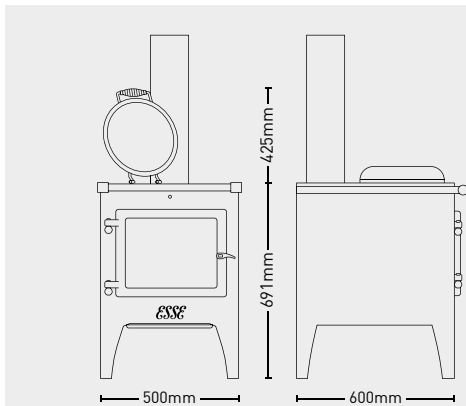
BAKEHEART



Energy rating	A
Max efficiency	77%
Nominal heat output	5kW
Weight	192kg
OVEN CAPACITY	32 litres
W: 350mm; H: 200mm; D: 450mm	
Log size	400mm
Graduated temperature hotplate	190-300°C
Flue pipe diameter	150mm (6inch)

Required additional room vent	No*
CLEARANCE TO COMBUSTIBLES	
Side: 400mm; Rear: 500mm; Top: 500mm	
EXCEEDS ECODESIGN REQUIREMENTS	
Carbon Monoxide: 0.08%; Dust: 23 mg/m ³	
Hydrocarbons: 54 mg/m ³ ; Nitrous Oxides: 82 mg/m ³	

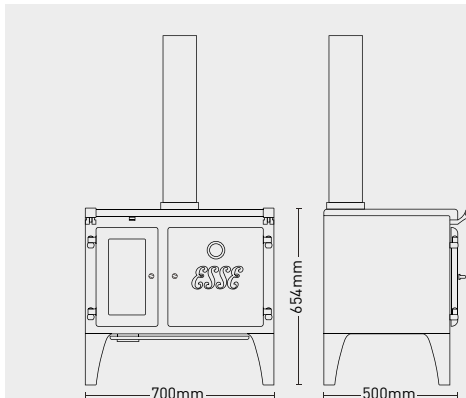
WARMHEART



Energy rating	A
Max efficiency	77%
Nominal heat output	5kW
Weight	154kg
Log size	400mm
Graduated temperature hotplate	190-300°C
Flue pipe diameter	150mm (6inch)
Required additional room vent	No*

CLEARANCE TO COMBUSTIBLES	
Side: 350mm; Rear: 400mm; Top: 500mm	
EXCEEDS ECODESIGN REQUIREMENTS	
Carbon Monoxide: 0.08%; Dust: 23 mg/m ³	
Hydrocarbons: 54 mg/m ³ ; Nitrous Oxides: 82 mg/m ³	

LIGHTHEART



Energy rating	A+
Max efficiency	81.0%
Nominal heat output	4.6kW
Weight	140kg
Log size	200mm x ø150mm split
Graduated temperature hotplate	75-230°C
Flue pipe diameter	127mm (5inch)
Required additional room vent	No*

CLEARANCE TO COMBUSTIBLES	
Left Side Wall: 500mm, with heat shield 250mm;	
Right Side Wall: 50mm;	
Back Wall: 250mm, with heat shield: 50mm	
EXCEEDS ECODESIGN REQUIREMENTS	
Carbon Monoxide: 0.08%; Dust: 29 mg/m ³	
Hydrocarbons: 70 mg/m ³ ; Nitrous Oxides: 116 mg/m ³	

*Check with your installer



Over 170 years
OF ESSE
ENGINEERING
CRAFT &
INNOVATION

REFINED INTO THE CLASSIC IRONHEART FAMILY

