

2015/16



arada
—stoves—

Putting warmth at the heart of the home

WE BELIEVE A
STOVE IS SO MUCH
MORE THAN A
BLACK STEEL BOX

It is a living breathing thing, sparking passion
in those who own it.
The rituals of feeding and caring for it become part
of your day. The scent and sound of it become part of
your home. The glow becomes your companion.
This is why an Arada stove warms not only
the bones, but the heart as well.



**WE BELIEVE OUR
REPUTATION IS
BUILT ON EVERY
STOVE WE MAKE**

Each Arada stove starts life in the hands of our craftsmen.

Raw steel is crafted with precision. Exacting joins are welded at 1500°C. Sparks fly as surfaces are perfected.

Your stove emerges, bearing all the hallmarks of being designed, engineered and built in Britain by people who take pride in a job well done.



WE BELIEVE THAT
'BRITISH MADE'
GOES DEEPER
THAN A BADGE

We didn't become the UK's No. 1 manufacturer of stoves overnight. It's been 30 years since we started warming homes and hearts. But from day one, our stoves have had the authenticity you'd expect from a company rooted in rural Devon. Villager, Arrow and Stratford have all stood the test of time and are now united under the Arada name. So choose a stove that is perfectly designed for the British home and way of life.



CONTENTS

Our stoves	10
Choosing a stove that's right for you	11
Timeless classics	12
Contemporary living	24
Hardworking heating	50
Optional extras – Perfect fit & finish	62
Accessories – Looking good for a lifetime	64
Guaranteed to last	65
The technical bit	66
Specifications	68

OUR STOVES – YOUR STYLE

With stoves to suit every lifestyle and setting, we make it easy to put a warm glow at the heart of your home. We have freestanding designs that are just right in an inglenook fireplace.

If you're looking to fill an empty hearth, our inset stoves are sized to slot straight into a traditional British fireplace. Or go for modern minimalism with a cassette model.

You may already know the names Villager, Aarrow and Stratford. They have been popular stoves for many years, and now they are united by the Arada badge.



TIMELESS CLASSICS

Within the Arada range, you will find models that epitomise traditional design. These stoves are equally at home inside a red-bricked chimney breast of a cosy cottage or glowing within the grand fireplace of a country home. Either way, they have an abundance of charm and character.

CONTEMPORARY LIVING

An elegant feature slotted neatly into a bright, spacious room or a dramatic centrepiece that provides wow factor, our contemporary stoves let you create the look you want. Clean-cut lines and big viewing windows emphasise the beauty of the fire whilst offering top efficiency ratings.

HARDWORKING HEATING

With designs to suit any setting, boiler stoves from Arada offer the perfect fusion of style and practicality. Our compact multi fuel and wood boiler models are economical, reliable and sustainable. They provide an alternative to traditional central heating systems or work in combination with them. Unrivalled features and performance come as standard.

THE ARADA FAMILY



CHOOSING A STOVE THAT'S RIGHT FOR YOU

These stoves are designed to heat the room in which they are installed. If you are looking to primarily heat water, please turn to page 50 for our selection of boiler stoves.

When deciding which model is right for you there are essential factors to consider.

Which type of stove?



Freestanding:

The most versatile solution with a wide range of options available.

Inset:

Designed to replace an open fire utilising an existing fireplace.

Cassette:

These can be recessed into a wall at hearth height or at an elevated height.

Output

You need to take into account how much heating is required. As a very rough guide measure the room, multiply its width, depth and height (in metres), and then divide this by 14. This will give you the average heating requirement of the room in kilowatts.

Fuel

We offer dedicated wood burning stoves as well as multi fuel options which give you the freedom to choose solid fuel or wood for your stove. For those living in UK Smoke Control Areas, we also offer our dedicated DEFRA exempt stoves.

Always remember to ensure your chimney or flue system is suitable and in good working order.



Look out for these icons throughout the brochure – these will help to give you a quick insight into our stoves' features including their fuel type and guarantee.



Model shown: Villager Duo 5

TIMELESS CLASSICS

*Stoves with character and charm –
the traditional focal point for a
room of any size*

Villager Puffin & Heron	14
Villager Chelsea Solo & Duo	16
Villager C Flat Wood Solo & Duo	18
Villager Duo	20
Villager Flatmate & A Flat Wood	22
Villager Bayswater	23

Villager Puffin & Heron



The smallest in the Villager range, the Puffin and its slightly bigger brother, the Heron, are the perfect companions for smaller living spaces such as cosy shepherd huts, workshops or even outbuildings.

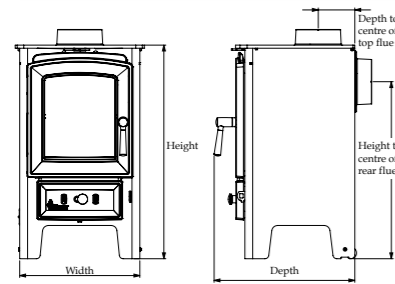
This trusty duo boast character with their miniature charm, warm glow and traditional features. These stoves may be small but their enchanting flames more than make up for their size.

Features

- Lifetime guarantee
- Pre-heated airwash system for sparkling clean glass
- Stainless steel ash pan
- Burns wood or solid fuel
- Externally controlled riddling grate
- Primary and secondary burn to improve efficiency
- Top or rear 102mm (4") flue outlet

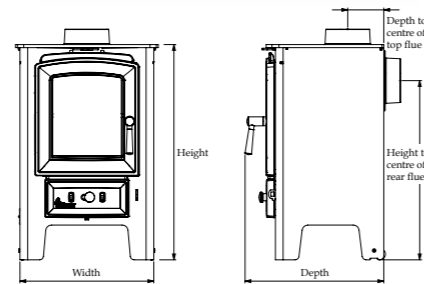


The Villager Puffin and Heron are the perfect heating solution for smaller living areas.



Puffin

Output	4.2kW
Log length	225mm
Width	330mm
Height	546mm
Depth	355mm



Heron

Output	5kW
Log length	225mm
Width	370mm
Height	558mm
Depth	355mm

Optional extras: Ash carrier / Add-in boiler



Model shown: Villager Puffin

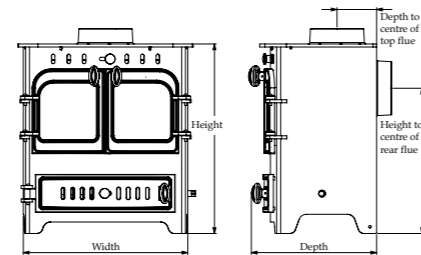
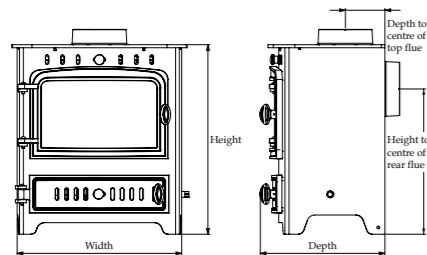
Villager Chelsea Solo & Duo



A dependable favourite amongst the Villager range. The Chelsea Solo, with its clean, simple design, large fire viewing window and advanced airwash system, proves a hardy companion on a cold winter's night. The two-door Chelsea Duo model offers a more classical appearance. The tastefully chunky controls offer total ease of use whilst the curved-edge fire viewing windows and exposed door hinges add rural charm.

Features

- Lifetime guarantee
- Pre-heated airwash system for sparkling clean glass
- Stainless steel ash pan
- Burns wood or solid fuel
- Externally controlled riddling grate
- Primary and secondary burn to improve efficiency
- Top or rear 127mm (5") flue outlet



Chelsea Solo

Output	5kW
Log length	325mm
Width	457mm
Height	495mm
Depth	334mm

Chelsea Duo

Output	5kW
Log length	325mm
Width	457mm
Height	495mm
Depth	334mm

Optional extras: Ash carrier / Add-in boiler Low canopy / High canopy



Villager C Flat Wood Solo & Duo

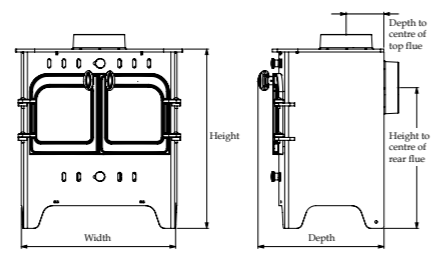
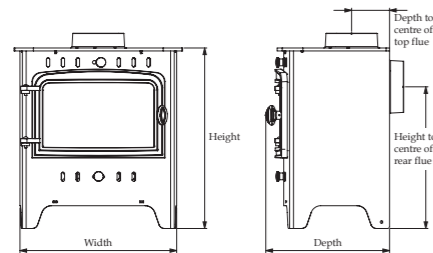


If you are looking for the rustic simplicity of a truly traditional wood burning stove, the Villager C Flat Wood is perfect. This little gem is efficient yet uncomplicated and is sure to become a family favourite.

Our two-door version will also give any room a real homely feel whilst offering unparalleled ease of use with large, straightforward controls and our renowned airwash system.

Features

- Lifetime guarantee
- Pre-heated airwash system for sparkling clean glass
- Burns wood
- Primary and secondary burn to improve efficiency
- Top or rear 127mm (5") flue outlet



C Flat Wood Solo

Output	5kW
Log length	325mm
Width	457mm
Height	495mm
Depth	334mm

C Flat Wood Duo

Output	5kW
Log length	325mm
Width	457mm
Height	495mm
Depth	334mm

Optional extras: Add-in boiler / Low canopy / High canopy



Get outside, grab your axe and split some logs. It's hard to beat the satisfaction of a neatly stacked woodpile and the anticipation of more fire-warmed evenings in front of your Arada stove.



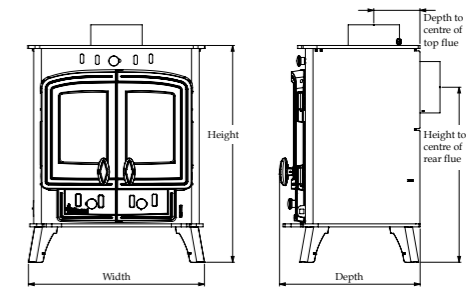
Villager Duo



The Villager Duo range boasts modern technology and efficiencies hidden behind its grand exterior. Certain to bring character to any room with its ash lip, large glass viewing area and solid controls, it will become a gathering point during the colder winter months.

Features

- Lifetime guarantee
- Pre-heated airwash system for sparkling clean glass
- Stainless steel ash pan
- Burns wood or solid fuel
- Primary and secondary burn to improve efficiency
- Top or rear flue outlet



Villager Duo 5

Output	5kW
Log length	325mm
Width	463mm
Height	566mm
Depth	367mm



Villager Duo 8

Output	8kW
Log length	350mm
Width	467mm
Height	566mm
Depth	416mm



Villager Duo 12

Output	11.7kW
Log length	450mm
Width	606mm
Height	650mm
Depth	419mm



Villager Duo 14

Output	14.4kW
Log length	450mm
Width	682mm
Height	685mm
Depth	489mm

Optional extras: Ash carrier / Add-in boiler

Villager Flatmate & A Flat Wood

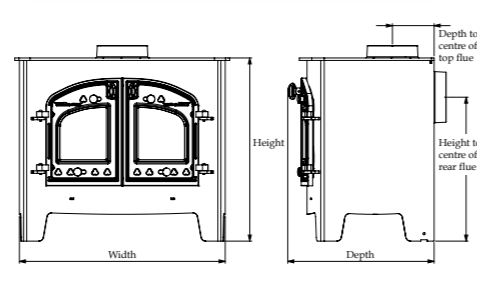
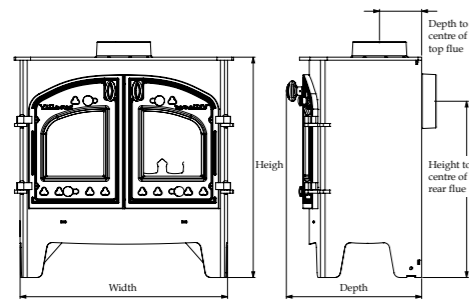


Our most popular wood burning stove, the handsome Villager Flatmate offers an abundance of character with an admirable output of 8kW.

The A Flat Wood offers an astonishing 14kW output and is a charming addition to the quintessential inglenook fireplace of an idyllic country cottage. But don't be fooled by its evocative appearance – this hearty stove is built for performance and durability.

Features

- Lifetime guarantee
- Airwash system for sparkling clean glass
- Burns wood
- Primary and secondary burn to improve efficiency
- Top or rear flue outlet



Flatmate

Output	8.3kW
Log length	400mm
Width	573mm
Height	575mm
Depth	353mm

A Flat Wood

Output	14.4kW
Log length	450mm
Width	699mm
Height	595mm
Depth	475mm

Optional extras: Add-in boiler / Low canopy / High canopy / Multifuel conversion grate

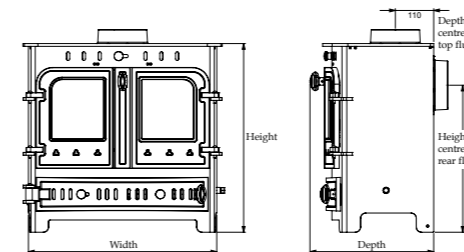
Villager Bayswater



The graceful Bayswater sets the benchmark for British-built stoves. Solid and reliable yet beautifully detailed and easy to control, the Bayswater will become the heart of your home.

Features

- Lifetime guarantee
- Pre-heated airwash system for sparkling clean glass
- Stainless steel ash pan
- Burns wood or solid fuel
- Externally controlled riddling grate
- Primary and secondary burn to improve efficiency
- Top or rear 127mm (5") flue outlet



Bayswater

Output	7.5kW
Log length	400mm
Width	573mm
Height	542mm
Depth	355mm

Optional extras: Ash carrier / Floor fixing kit / Add-in boiler / Low canopy / High canopy / Wood conversion plate



Model shown: Arrow 1600

CONTEMPORARY LIVING

Make a statement in a contemporary space with elegant freestanding stoves, insets and sleek cassette options

Arada Farrington	26
Aarrow Acorn View 4 & 5	28
Villager Esprit Solo	30
Aarrow Ecoburn Plus	32
Aarrow Ecoburn Plus Inset	36
Aarrow Ecoburn Plus DEFRA	38
Aarrow i Series Freestanding	40
Aarrow i Series Cassette	46

NEW

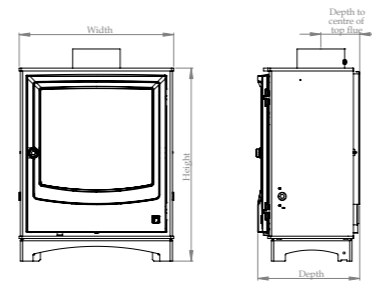
Arada Farringdon



Epitomising the finest of British design with innovative technology and impressive efficiency ratings. Clean burning, this stove already exceeds 2022 European Ecodesign regulations. This compact wood burner is stylish and contemporary, transforming any space with its clean-cut lines. The Farringdon also boasts a large fire viewing glass, sleek detachable handle and a choice of Grey or Anthracite colours.

Features

- Lifetime guarantee
- Pending DEFRA exemption (Oct. 2015)
- Burns wood only
- Stainless steel ash pan and throat plate
- Interchangeable top or rear, 127mm (5") and 152mm (6") flue outlet as standard
- Direct air compatible
- Airwash system for sparkling clean glass
- Externally controlled riddling grate - from either side
- Range of removable door handle designs
- Available in Anthracite or Grey
- Rear heat shield for closer positioning to combustibles



Arada Farringdon Medium

Output	8kW
Log length	420mm
Width	533mm
Height	666mm
Depth	352mm

The Arada Farringdon stove is available in either Anthracite or Grey.

Anthracite



Grey



Optional extras: Ash carrier / Log store / Stand



Model shown, Arada Farringdon Medium in Grey

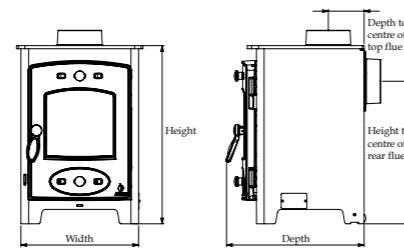
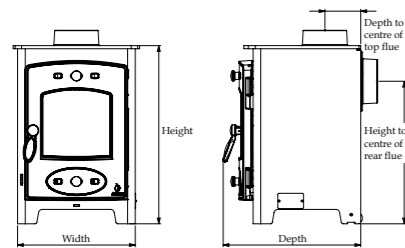
Aarrow Acorn View 4 & 5



Compact in size and perfectly formed, the Acorn View, with its large glass viewing area, is ideal for cosy living areas. Offering all the features expected of an Aarrow stove, the Acorn View is efficient, easy to operate and built to last.

Features

- Lifetime guarantee
- Airwash system for sparkling clean glass
- Stainless steel ash pan
- Burns wood or solid fuel
- Externally controlled riddling grate
- **Flexifuel** System
- Primary and secondary burn to improve efficiency
- Top or rear 102mm (4") flue outlet



Acorn View 4

Output	4.2kW
Log length	200mm
Width	330mm
Height	465mm
Depth	360mm

Acorn View 5

Output	5kW
Log length	200mm
Width	370mm
Height	485mm
Depth	360mm

Optional extras: Ash carrier / Floor fixing kit / Add-in boiler





Model shown: Villager Esprit Solo 8

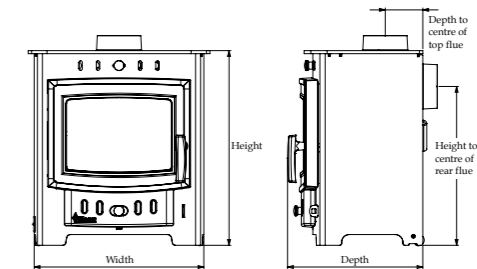
Villager Esprit Solo



Elegantly refined, the exquisite Esprit is the cornerstone of the Villager range. With its modern, easy-to-use controls and large gently curved glass, the clean burning Esprit gives superior control and a perfect view of its flames.

Features

- Lifetime guarantee
- Pre-heated airwash system for sparkling clean glass
- Stainless steel ash pan
- Burns wood or solid fuel
- Large curved ceramic glass
- Externally controlled riddling grate
- **Flexifuel** System
- Primary, secondary and tertiary burn to improve efficiency
- Top or rear flue outlet



Esprit Solo 5

Output	5kW
Log length	325mm
Width	474mm
Height	508mm
Depth	363mm

Esprit Solo 7

Output	6.9kW
Log length	350mm
Width	530mm
Height	520mm
Depth	368mm

Esprit Solo 8

Output	8.4kW
Log length	450mm
Width	600mm
Height	560mm
Depth	355mm

Esprit Solo 10

Output	9.8kW
Log length	475mm
Width	685mm
Height	575mm
Depth	372mm

Optional extras: Ash carrier / Add-in boiler / Log store / Stand / Low canopy / High canopy

Aarrow Ecoburn Plus

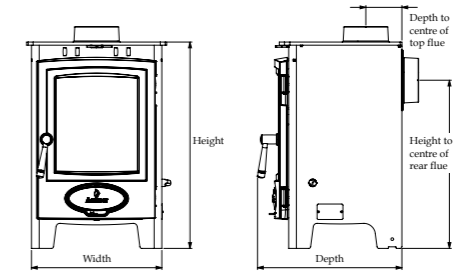


The Ecoburn Plus range of stoves is visually astounding, with an extensive viewing glass. Offering more choice over the type of fuel burnt through the Flexifuel System, Ecoburn Plus stoves provide outstanding efficiencies along with all the features that have become synonymous with our stylish contemporary stoves.

Features

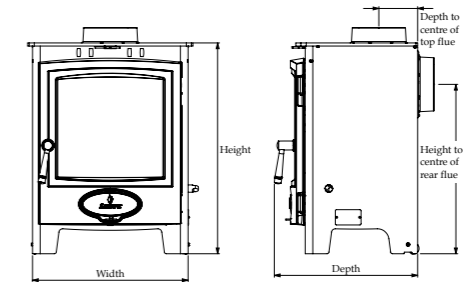
- Lifetime guarantee
- Pre-heated airwash system for sparkling clean glass
- Stainless steel ash pan
- Burns wood or solid fuel
- Externally controlled riddling grate
- Large fire viewing window
- **Flexifuel** System
- Primary and secondary burn to improve efficiency
- Top or rear flue outlet

Optional extras: Ash carrier / Stand / Log store / Floor fixing kit / Add-in boiler / Safety handle



Ecoburn Plus 4

Output	4.5kW
Log length	240mm
Width	355mm
Height	535mm
Depth	365mm



Ecoburn Plus 5

Output	5kW
Log length	300mm
Width	431mm
Height	550mm
Depth	365mm

To further customise your Ecoburn Plus 5, we offer a choice of colours. Whilst coming in Anthracite as standard, you may also opt for Grey or Devon Cream.[†]

Anthracite



Grey



Devon Cream



[†]Actual paint and colours may vary from this printed representation. Please see your local dealer for further information.

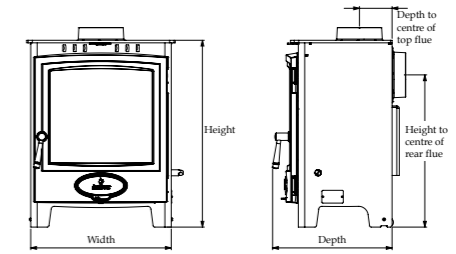
Model shown: Aarrow Ecoburn Plus 5 with optional log store





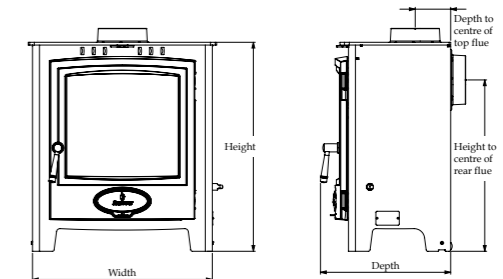
Model shown: Arrow Ecoburn Plus 11

Aarrow Ecoburn Plus



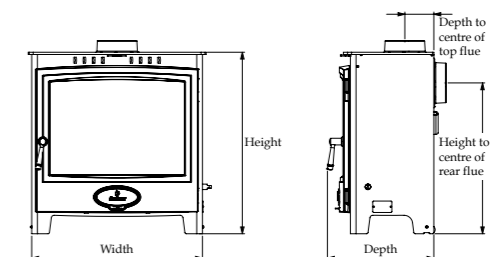
Ecoburn Plus 7

Output	6.1kW
Log length	350mm
Width	465mm
Height	585mm
Depth	365mm



Ecoburn Plus 9

Output	8.8kW
Log length	380mm
Width	541mm
Height	600mm
Depth	365mm



Ecoburn Plus 11

Output	11kW
Log length	500mm
Width	625mm
Height	638mm
Depth	381mm

Optional extras: Ash carrier / Stand / Log store / Floor fixing kit / Add-in boiler / Safety handle

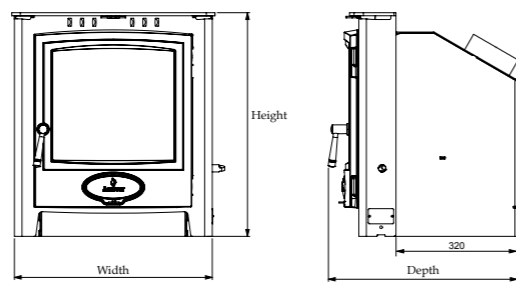
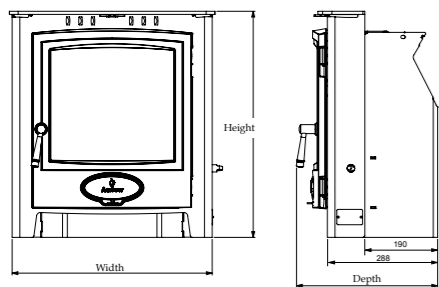
Aarrow Ecoburn Plus Inset



The inset version of our ever-popular Ecoburn Plus stove has been designed to provide a convenient solution for converting an open fire into a high-performance fireplace. Complete with the same large viewing glass and clean lines, our Ecoburn Plus Inset is the perfect modern heating option.

Features

- Lifetime guarantee
- Pre-heated airwash system for sparkling clean glass
- Stainless steel ash pan
- Burns wood or solid fuel
- Externally controlled riddling grate
- Fits into standard British fireplace opening
- Large fire viewing window
- **Flexifuel** System
- Primary and secondary burn to improve efficiency
- No need to remove the chair brick (5kW model)



Ecoburn Plus 5 Inset

Output	5kW
Log length	200mm
Width	536mm
Height	590mm
Depth	362mm

Ecoburn Plus 7 Inset

Output	6.1kW
Log length	254mm
Width	536mm
Height	590mm
Depth	492mm

Optional extras: Ash carrier / Safety handle / Standard or long reach flue gather required when fitting flue liner 5-6" vertical flue adapter / Draught regulator



NEW

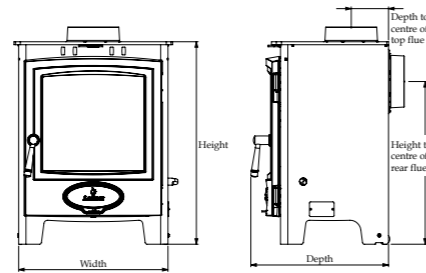
Aarrow Ecoburn Plus DEFRA



The DEFRA exempt Ecoburn Plus stove enables you to burn wood in UK Smoke Control Areas. It has been developed to meet DEFRA's stringent exemption standards and combines simple, clean styling with the practical needs of today's stove users.

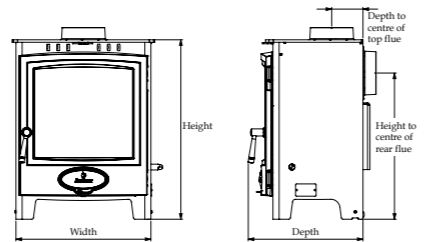
Features

- Lifetime guarantee
- Pre-heated airwash system for sparkling clean glass
- Pending DEFRA exemption (Oct. 2015)
- Approved for use in Smoke Control Areas
- Burns wood only
- Stainless steel ash pan
- Primary and secondary burn to improve efficiency
- Top or rear 127mm (5") flue outlet
- Large fire viewing window
- Externally controlled riddling grate



Ecoburn Plus 5 DEFRA

Output	5kW
Log length	300mm
Width	431mm
Height	550mm
Depth	365mm



Ecoburn Plus 7 DEFRA

Output	6.1kW
Log length	350mm
Width	465mm
Height	585mm
Depth	365mm

Optional extras: Ash carrier / Floor fixing kit / Safety handle / Stand / Log store



Model shown: Aarrow Ecoburn Plus 7 DEFRA



Aarrow i Series Freestanding



Our state-of-the-art i Series freestanding range of stoves are the ultimate in sophistication. With clean lines and simple air controls, these British-built beauties offer plenty of options with their range of colour finishes so you can be sure they co-ordinate with your home décor.

Adding to their versatility, they also come in a choice of different heights with the mid and tall models featuring an integrated log store, removing the need for a log basket.

The i Series Freestanding stoves come with a choice of optional coloured doors.[†]



i600 Slimline Freestanding Mid
in Anthracite



[†]Actual paint and colours may vary from this printed representation. Please see your local dealer for further information.

Optional extras: Ash carrier / Choice of door colour

NEW

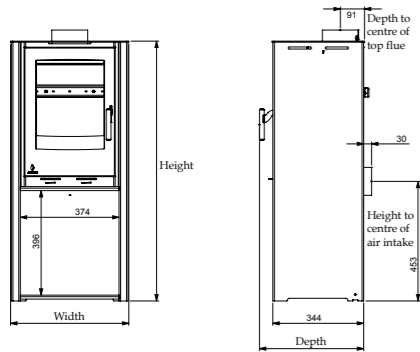
Aarrow i400 Freestanding



With a sleek body, large glass viewing window and convector jacket for increased heat distribution, the i400F is the perfect stove choice. Striking and clean-cut, it is available in three heights – tall, mid and low.

Features

- Lifetime guarantee
- Pre-heated airwash system for sparkling clean glass
- Stainless steel ash pan
- Burns wood or solid fuel
- Available in Anthracite or Grey
- Optional choice of door colours
- Radiant and convected heat
- **Flexifuel** System
- Primary, secondary and tertiary burn to improve efficiency
- Top flue fitting 127mm (5")
- Direct air supply compatible
- Approved for use in Smoke Control Areas
- Rear heat shield for closer positioning to combustibles



Grey stove with Shimmering Rose door



Anthracite stove



Anthracite Stove with Sky Blue door

i400 Freestanding Tall

Output	6.1kW
Log length	255mm
Width	448mm
Height	984mm
Depth	425mm

i400 Freestanding Mid

Output	6.1kW
Log length	255mm
Width	448mm
Height	789mm
Depth	425mm

i400 Freestanding Low

Output	6.1kW
Log length	255mm
Width	448mm
Height	589mm
Depth	425mm

Optional extras: Ash carrier / Choice of door colour



NEW

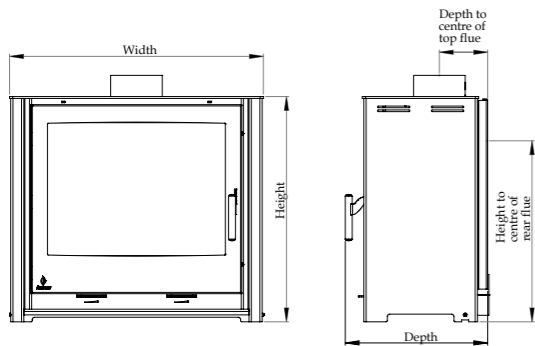
Aarrow i600 Slimline Freestanding



Whilst featuring a slimline stove body and 5kW output, the i600SLF still features an enormous viewing glass and a wide stylish door. Available in short and mid heights, the i600SLF is certain to make an impressive centrepiece.

Features

- Lifetime guarantee
- Pre-heated airwash system for sparkling clean glass
- Stainless steel ash pan
- Burns wood or solid fuel
- Pending DEFRA exemption (Oct. 2015)
- Available in Anthracite or Grey
- Optional choice of door colours
- Radiant and convected heat
- **Flexifuel** System
- Primary, secondary and tertiary burn to improve efficiency
- Top or rear flue fitting 127mm (5")
- Direct air supply compatible
- Rear heat shield for closer positioning to combustibles



Anthracite Stove



Anthracite Stove with Shimmering Rose door

i600 Slimline Freestanding Low

Output	5kW
Log length	480mm
Width	659mm
Height	585mm
Depth	372mm

i600 Slimline Freestanding Mid

Output	5kW
Log length	480mm
Width	659mm
Height	790mm
Depth	372mm

Optional extras: Ash carrier / Choice of door colour



Model shown: Aarrow i600 Slimline Freestanding Low

Aarrow i Series Cassette



The newly improved, sleek and cutting-edge design of the i Series makes these cassette stoves perfect for the modern, energy-conscious household. Complete with heat convection system, easy-to-use controls and tertiary burn system, the i Series will get the most from your fuel. Our range of colour finishes will ensure your i Series stove fits perfectly into your home, whilst the internal pre-heated airwash system keeps your glass crystal clear for a warming view of the fire.

Features

- Lifetime guarantee
- Pre-heated airwash system for sparkling clean glass
- Stainless steel ash pan
- Burns wood or solid fuel
- Optional choice of trim size and colour
- Optional choice of door colours
- Radiant and convected heat
- **Flexifuel** System
- Primary and secondary burn to improve efficiency
- Top flue fitting 127mm (5")
- Internal flue fitting and flue damper for ease of installation
- Approved for use in Smoke Control Areas*

The i Series range is available with a selection of optional coloured door and trim finishes†



Shimmering Rose trim with Anthracite door



Sky Blue



Devon Cream



Shimmering Rose



Metallic Bronze



Grey



Pewter

*Excluding i400S model. †Actual paint and colours may vary from this printed representation. Please see your local dealer for further information.



Model shown: Aarrow i600 with 60mm four-sided Sky Blue trim



Aarrow i Series Cassette



i400S

Output	4.9kW
Log length	255mm
Width	405mm
Height	450mm
Depth	407mm



i400

Output	6.1kW
Log length	255mm
Width	405mm
Height	558mm
Depth	407mm



i400T

Output	6.1kW
Log length	300mm
Width	405mm
Height	705mm
Depth	407mm



i500

Output	6.4kW
Log length	350mm
Width	508mm
Height	558mm
Depth	407mm



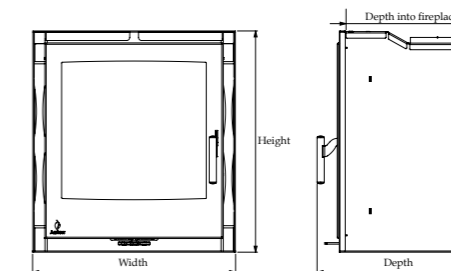
i600

Output	7.5kW
Log length	480mm
Width	609mm
Height	558mm
Depth	407mm



i750

Output	8.9kW
Log length	600mm
Width	762mm
Height	558mm
Depth	407mm



All models shown with optional trim

Optional extras: Ash carrier / Variety of trim styles, colours and widths / Choice of door colour





Model shown: Stratford Eco boiler Wood

HARDWORKING HEATING

Enjoy heating and hot water from an economical, reliable and sustainable source – your Arada boiler stove

Introduction to boilers	52
Stratford Eco boiler HE	54
Stratford Eco boiler HE Inset	56
Stratford Eco boiler Wood	58
Villager Boiler	60

BOILER STOVES – THE BEST OF BOTH WORLDS

Arada boiler stoves are proven performers. They use the latest technologies and draw on our 30 years of manufacturing experience to provide a reliable and economic way to heat your home. At the same time, you have the heart-warming glow of a real fire. Plus, a five-year guarantee comes as standard.

Style matters

No one's going to notice your new boiler, but they will comment on your stunning new stove. This is why we offer a diverse range of styles – from our traditional two-door Villager to our modern wood burner.

Keep the temperature steady

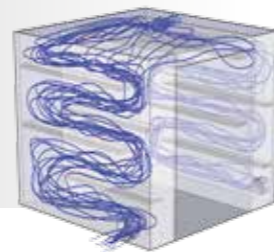
Every Arada boiler stove has a thermostat. It's not just a safety feature, it also keeps your radiators at a constant temperature, so you stay comfortable. The feedback from the thermostat contributes to high fuel efficiency and reduced fuel consumption – making an Arada model cheaper to run than other boiler stoves.

Works with other heating systems or stands alone

When installed with a thermal store, our boiler stoves can be combined with any other source of heating, from traditional gas and oil systems to the 'greener' ground source heat pumps and solar panels. This is the perfect partnership for complete home heating. Your stove is able to heat up a large amount of water quickly, and the thermal store utilises this heat effectively around the home.

Faster hot water

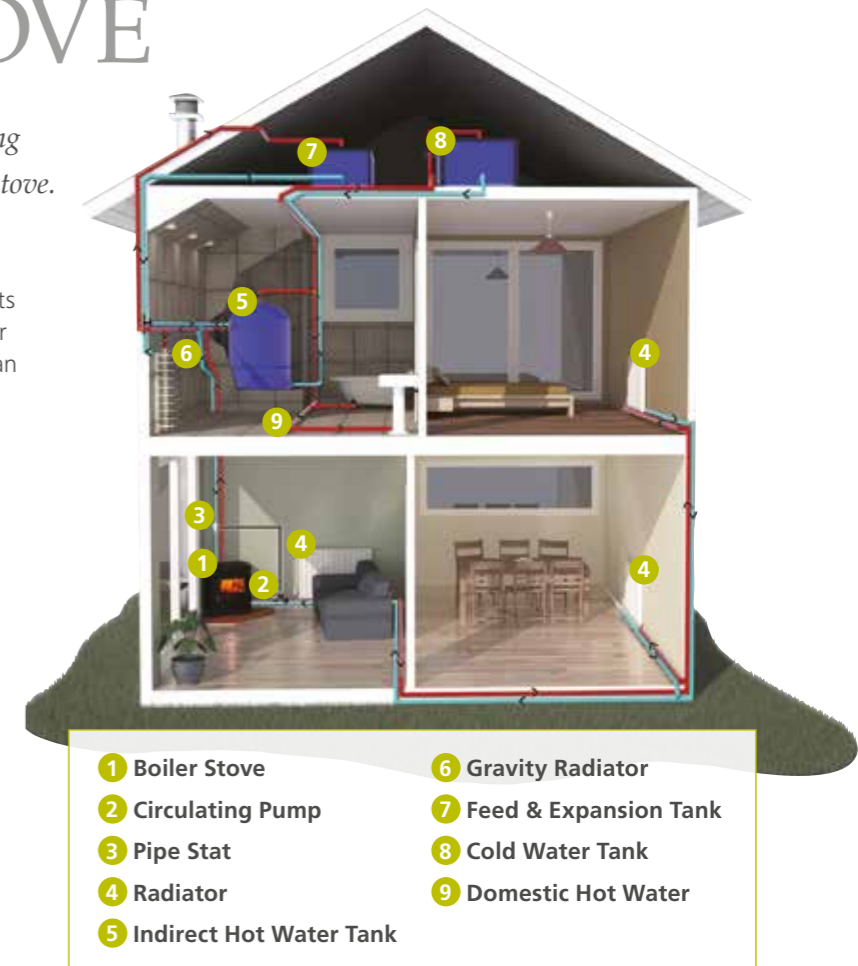
We use technology to drive meaningful improvements. For example, our designers modelled water flow characteristics to devise a much faster system for heating water. So an Arada stove heats your home faster.



CHOOSING YOUR BOILER STOVE

The installation, choice of fuel and refuelling cycle can affect the heat output of a boiler stove.

- When calculating your boiler stove requirements allow, as a guide, 1kW per average size radiator (typically 1000x400mm single panel). If you plan to heat domestic hot water, add 2.5kW to the required output to water.
- Don't forget to take into account any heat loss in the pipework – this is usually around 10%.
- The information above acts as a general guideline only. We highly recommend that you contact a qualified heating engineer who will ensure that you make the right choice for your home.



MATCH YOUR STOVE TO YOUR SETTING

Rustic country cottage or modern townhouse – we have a boiler stove that will fit right in. See all the designs and sizes over the next few pages.



Stratford Eco boiler HE



Stratford Eco boiler HE Inset



Stratford Eco boiler Wood



Villager Boiler



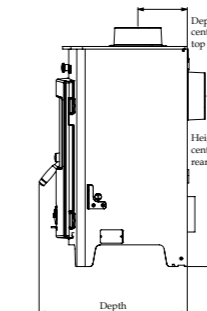
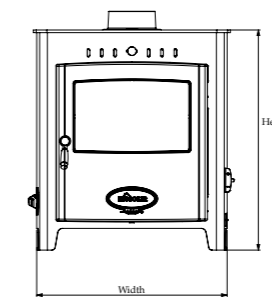
Stratford Ecoboiler HE



Providing more than just superior performance, the Ecoboiler HE (high efficiency) has a large fire door glass and soft curved lines, offering an attractive focal point for any living area. Regardless of whether you burn wood or solid fuel, these boiler stoves have the technology to keep your home warm and cosy. On top of its stylish appearance, discreet thermostatic control and three bar operating pressure, its ability to produce 50% more heat to water than other boiler stoves ensures the Ecoboiler is the ultimate heating companion.

Features

- 5 year guarantee
- Easily accessible water sensor for trouble-free maintenance
- Pre-heated airwash system for sparkling clean glass
- Stainless steel ash pan
- Burns wood or solid fuel
- Compact space-saving design
- Discreetly positioned thermostatic control fitted as standard
- 'Easy Boost' system
- Large, externally controlled riddling grate
- Flue Exhaust Diversion system to improve performance
- Primary and secondary burn to improve efficiency
- Suitable for installation in an indirect/open-vented central heating system
- Up to 3 bar operating pressure
- Top or rear flue outlet
- Direct air supply compatible



Ecoboiler 25 HE

Output to water	22.5kW
Log length	450mm
Width	678mm
Height	725mm
Depth	498mm



Ecoboiler 9 HE

Output to water	9kW
Log length	280mm
Width	466mm
Height	570mm
Depth	417mm



Ecoboiler 12 HE

Output to water	12.1kW
Log length	350mm
Width	533mm
Height	603mm
Depth	412mm



Ecoboiler 16 HE

Output to water	13.6kW
Log length	405mm
Width	590mm
Height	659mm
Depth	402mm



Ecoboiler 20 HE

Output to water	18kW
Log length	405mm
Width	590mm
Height	659mm
Depth	443mm

Optional extras: Ash carrier / Floor fixing kit / Safety handle

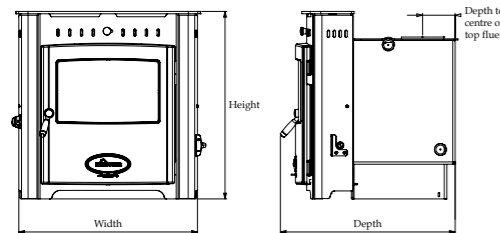
Stratford Ecoboiler HE Inset



The inset version of the Ecoboiler HE range provides high efficiency whilst fitting perfectly into a standard British fireplace opening. Featuring a large curved viewing glass, simple controls and the ultimate in state-of-the-art boiler stove technology, our inset Ecoboiler will transform any fireplace with its sophisticated style.

Features

- 5 year guarantee
- Easily accessible water sensor for trouble-free maintenance
- Pre-heated airwash system for sparkling clean glass
- Burns wood or solid fuel
- Stainless steel ash pan
- Compact space-saving design
- Discreetly positioned thermostatic control fitted as standard
- 'Easy Boost' system
- Large, externally controlled riddling grate
- Fits into standard British fireplace opening
- Flue Exhaust Diversion system to improve performance
- Primary and secondary burn to improve efficiency
- Suitable for installation in an indirect/open-vented central heating system
- Up to 3 bar operating pressure



Ecoboiler 9 HE Inset

Output to water	9.4kW
Width	548mm
Height	590mm
Depth	578mm

Ecoboiler 12 HE Inset

Output to water	11.6kW
Width	548mm
Height	590mm
Depth	578mm

Ecoboiler 16 HE Inset

Output to water	16.1kW
Width	626mm
Height	636mm
Depth	544mm

Optional extras: Ash carrier / Safety handle



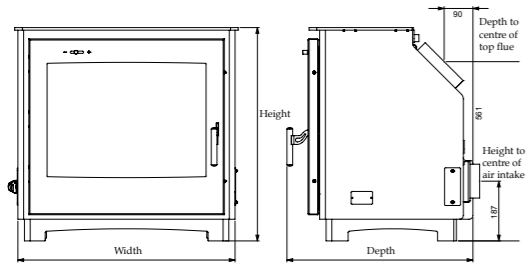
Stratford Ecoboiler Wood



Our dedicated wood boiler features one of our biggest viewing glasses, providing an unhindered view of its glowing fire. Featuring a modern design, clean-cut lines and a sleek handle, the wood boiler is certain to become the centre point of any room in an energy-conscious home.

Features

- 5 year guarantee
- Easily accessible water sensor for trouble-free maintenance
- Pre-heated airwash system for sparkling clean glass
- Burns wood
- Compact space-saving design
- Discreetly positioned thermostatic control fitted as standard
- Flue Exhaust Diversion system to improve performance
- Large fire viewing window
- Primary and secondary burn to improve efficiency
- Suitable for installation in an indirect/open-vented or sealed central heating system
- Up to 3 bar operating pressure
- Integral cooling loop
- Sloping 45° 6" flue outlet
- Eligible for 5% VAT
- Optional choice of door colours (see page 39)
- Direct air supply compatible



Stratford Ecoboiler Wood

Output to water	11.8kW
Log length	500mm
Width	680mm
Height	668mm
Depth	582mm



Optional extras: Ash carrier / Log store / Choice of door colours





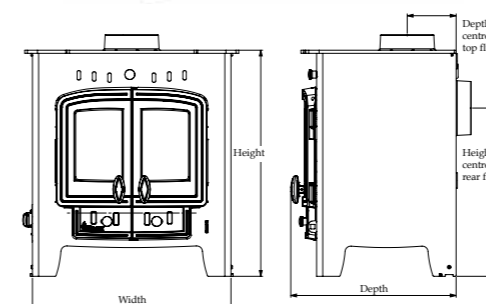
Villager Boiler



Our traditionally styled, twin-door Villager Boiler stove has all the rustic charm and character that is perfect for a country home. Whilst timeless and classic in its design, the Villager Boiler also features our innovative boiler stove technology, offering energy efficiency and superb heating performance.

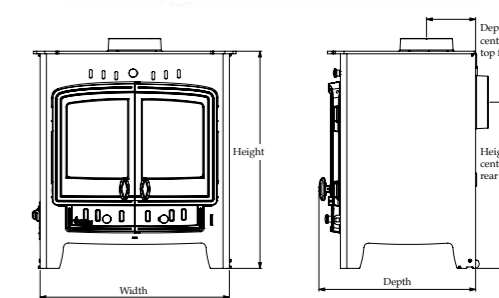
Features

- 5 year guarantee
- Easily accessible water sensor for trouble-free maintenance
- Pre-heated airwash system for sparkling clean glass
- Burns wood or solid fuel
- Stainless steel ash pan
- Compact space-saving design
- Discreetly positioned thermostatic control fitted as standard
- 'Easy Boost' system
- Large, externally controlled riddling grate
- Flue Exhaust Diversion system to improve performance
- Primary and secondary burn to improve efficiency
- Suitable for installation in an indirect/open-vented central heating system
- Up to 3 bar operating pressure
- Top or rear flue outlet



Villager Boiler 12

Output to water	12.1kW
Log length	330mm
Width	563mm
Height	590mm
Depth	431mm



Villager Boiler 20

Output to water	18kW
Log length	405mm
Width	634mm
Height	680mm
Depth	431mm

Optional extras: Ash carrier / Floor fixing kit

PERFECT FIT & FINISH

Here are all the extras that let you create the perfect focal point for your room and nail the practicalities of owning a stove. From log stores and stands to handles and ash carriers, we can advise on what you need.



Dedicated log stores:

Not only will it raise the height of your stove, our log stores also allow you to keep a safe and ready supply of wood fuel directly beneath your fire. We offer universal log stores to fit all stoves.

Compatible Ranges

Ecoburn Plus, Esprit Solo, Eco boiler Wood.



Dedicated stands:

Available for selected models, these dedicated stands allow you to raise the height of your stove, in order to create a whole new look and add a more tailored fit.

Compatible Ranges

Ecoburn Plus, Esprit Solo.



Ash carriers:

Ash carriers aid in the safe and clean removal of hot ash and embers from your stove's ash pan.



Add-in boiler:

Add-in boilers are easily fitted replacing the back firebricks. The tapping position for the boiler has already been cut into the stove body as standard.

Compatible Ranges

Acorn View, Ecoburn Plus, Puffin, Heron, Villager Duo, Esprit Solo, Chelsea Solo & Duo, Bayswater, C Flat Wood Solo & Duo, Flatmate, A Flat Wood.



Safety handle:

Our safety handle is available for most stoves and, as its name suggests, is a safer alternative to the more traditional cast iron or steel handle.

Compatible Ranges

Ecoburn Plus & Ecoburn Plus Inset, Ecoburn DEFRA, Eco boiler & Inset.

We also offer a range of solutions to aid in the installation of your stove, such as flue adaptors and draught regulators. Contact your dealer for more information.

STYLISH STORES

Arada's contemporary styled log stores are the perfect partner for your stove. Innovatively designed, these steel stores have plenty of space to hold your logs with no need to venture outside on a cold winter's evening. They also feature shelving for practicality and convenience – perfect for playing host to all your stove accessories.



Tower log store:

Width: 405mm / Height: 820mm / Depth: 355mm

The tall and mighty 'Tower' gets its name from its sizeable body and streamlined shape. This log store giant has the space to hold more than three bags of logs.




Halo log store:

Width: 405mm / Height: 630mm / Depth: 385mm

The 'Halo' is small but perfectly formed. Artistic and modern, it brings beauty and originality to any space with its unique patterned sides and curved edges.

Our duo of log stores are available in a wide selection of colours to match your stove and décor.



Anthracite



Devon Cream



Grey




Metallic Bronze



Pewter



Shimmering Rose



Sky Blue

*Actual paint and colours may vary from this printed representation. Please see your local dealer for further information.

LOOKING GOOD FOR A LIFETIME

Our stoves are low maintenance by design. But when there are things to do, our accessories help you make light work of the job in hand. And don't overlook the items you want from day one, like our flue pipe thermometer.

Heat Resistant Glove

This glove comes as standard with each stove purchased but spares or replacements are readily available to protect your hands from the heat whilst refuelling and operating your stove.

Arada Rope Kit – 1, 2 & 3

These universal rope kits can be used for all stoves and include three metres of woven glass fibre rope and our high temperature rope adhesive.

Anthracite Stove Paint

Keep your stove looking as good as new by giving it a touch-up with this easy-to-use paint spray.

Multi-purpose Stove Wipes

Keep your stove looking fresh with these lint-free cloths, perfect for wiping away everyday dust. These wipes are also great for cleaning your stove in preparation for re-spraying.



Moisture Meter

Our electronic moisture meter is the easiest way to check how well seasoned your firewood is, so you know if it is ready to burn. For best results, firewood should have a moisture content of 20% or less.

Fire Cement

Essential for sealing stoves and connecting flue pipe.

Flue Pipe Thermometer

An ideal accessory to maximise fuel efficiency and reduce pollution by helping you identify when your stove is running at its optimum temperature.

High Temperature Rope Adhesive

Useful whilst repairing or replacing your door rope.



Model shown: Ecoburn Plus 5 with Flue Pipe Thermometer

GUARANTEED TO LAST

The Arada badge is, quite literally, your 'built-to-last' guarantee. There's no registration required (because you're buying a stove, not a superyacht). All our stoves come with an industry-leading stove body guarantee. Five years if you choose a boiler stove. Or a lifetime guarantee on all our other Aarrow and Villager stoves. As long as your stove has been purchased from one of our authorised dealers and installed following regulations governing the fitting of wood burning and solid fuel appliances in the country of installation, our guarantee comes as standard.



Five year guarantee

Our boiler stoves come with a complimentary five year guarantee as standard.



Lifetime guarantee

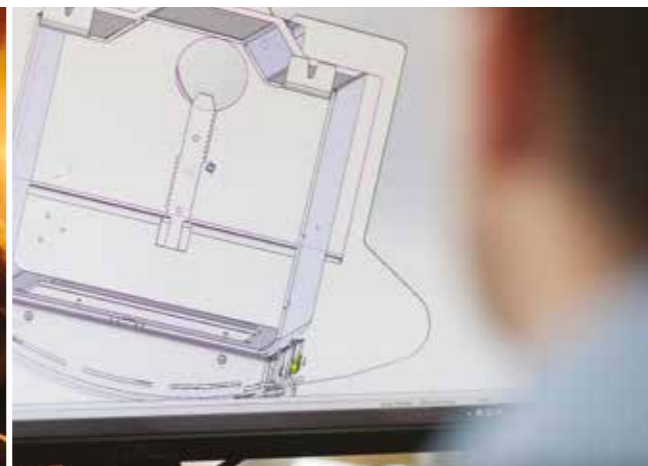
We are proud to back our craftsmanship with a lifetime guarantee as standard for our stove bodies. This ensures you have long-lasting enjoyment with your Arada stove and added peace of mind for years to come.

Terms and conditions apply. Please contact your dealer for more information.

THE TECHNICAL BIT

We constantly investigate every element of stove technology in order to make improvements to our stoves' performance. For you, this means owning an Arada stove is more of a pleasure.

More heat in the room, not up the flue. An Arada stove can be up to three times as efficient when compared to an open fire where the majority of the heat generated can escape up the chimney rather than warming your room. Our safe and controllable stoves are designed to work at optimum efficiency, heating your home and helping to reduce fuel costs.



For more wood tips, see our specially created wood guide or visit www.aradastoves.com which will provide all the information you need for perfect firewood.



Grab your axe and split some logs

Burning wood requires a little effort and planning but if you prepare your stove and feed it with the finest wood, the fire will roar and you will reap the rewards.

Reducing the moisture content of your wood or 'seasoning' is essential for wood burning efficiency. Wood that has been freshly harvested has a naturally high water content of between 65 and 90%. But for perfect firewood, your logs should have a moisture content of below 20%.

For natural air drying, it is recommended to season your logs for up to two years. For the best results, keep your freshly chopped logs in a sheltered store and allow plenty of airflow around them. For immediate wood burning, try kiln dried logs – they are high quality and usually have a moisture level below 20% which is perfect for your fire.


Flexifuel

Our **Flexifuel** System removes the need to choose between fuel types, giving you the option to burn both wood and solid fuel efficiently.

This unique concept features our crucible shaped **Flexigrate** bars which ensure that fuel is constantly fed towards the centre of the fire, so that no fuel goes unburnt. This design reduces heat loss with reduced gaps between the grate bars. Its dimpled crucible shape helps to build a natural layer of ash, providing a perfect base for your fire and extended grate bar life.

More heat through clever design

Our heat convection system – featured in our i Series range – provides additional heat for your home. This draws in colder air through the base of the stove which warms as it travels around the back of the stove, before being released through the top outlet back into your room.



Glass that stays clear so you see the glow, not the grime

Our renowned airwash system directs a stream of hot air evenly across the window in the fire door to create a shield between the fire chamber and the glass. This prevents soot from settling and ensures you always have a fantastic view of the fire with sparkling clean glass.



Benefits of wood burning

- Wood is a natural and renewable fuel and is much kinder to the environment.
- Sustainably sourced wood is a carbon neutral fuel because the amount of carbon dioxide it will emit when burnt is only equal to the amount absorbed during the life of the tree.
- If you have your own access to a wood supply, this will dramatically cut down fuel costs.

Benefits of solid fuel

Modern stoves are designed for use with current cleaner-burning smokeless fuels. Only approved anthracite or lignite-based smokeless fuels deemed suitable for closed appliances should be used in an Arada multi fuel stove.

These fuel types can be burnt immediately after purchasing and need less refuelling, whilst providing more heat than a similar volume of firewood.



The shape of our **Flexigrate** bars also allows more fuel to be loaded, with a deep contour similar to the shape of a wood burning tray.



These bars can also be replaced individually if damaged, removing the need to replace a whole grate.

TIMELESS CLASSICS

Technical information

Product name	Nominal output (kW)	Output range (kW)	Nett efficiency (%)	Height (mm)	Width (mm)	Depth (mm)		Height to centre of rear flue (mm)	Depth from back to centre of top flue (mm)	Flue outlet diameter (mm)	Maximum log length (mm)	Minimum distance to combustibles from rear (mm)	Minimum distance to combustibles from sides (mm)	Under hearth temperature (°C)	Optional add-in-boiler	Output to water (kW)
Multi fuel																
Villager Puffin 4	4.2	1-5	84.1	546	330	355		453	94	102	225	650	500	51	AIB0	1.8
Villager Heron 5	5	1-6	80.9	558	370	355		465	74	102	225	650	500	76	AIB0	1.8
Villager Chelsea Solo	5	1-6.5	71.7	495	457	334		375	102	127	325	700	500	59.8	AIBV007	1.8
Villager Chelsea Duo	5	1-6.5	71.7	495	457	334		375	102	127	325	700	500	59.8	AIBV007	1.8
Villager 5 Duo	5	1-6	83.7	566	463	367		458	120	127	325	975	750	61.6	AIB11	1.7
Villager 8 Duo	8	2-11	83.1	566	467	416		458	120	127	350	1000	800	79.7	AIB11	1.7
Villager 12 Duo	11.7	2.5-14	73.2	650	606	419		542	120	127	450	1100	800	73.7	AIB13	3
Villager 14 Duo	14.4	2.5-16	73.9	685	682	489		562	135	152	450	1250	850	91.9	AIBV017	3.4
Villager Bayswater	7.5	1.5-9	71.8	542	573	355		425	137	127	400	760	500	61.4	AIBV009	4.6
Wood																
Villager C Flat Wood Solo	5	1-6.5	79	495	457	334		395	102	127	325	800	750	51.5	AIBV007	1.8
Villager C Flat Wood Duo	5	1-6.5	79	495	457	334		395	102	127	325	800	750	51.5	AIBV007	1.8
Villager A Flat Wood	14.4	2.5-16	71.5	595	699	475		468	135	152	450	1000	1000	120	AIBV001	4.7
Villager Flatmate	8.3	2-11	78.4	575	573	353		460	110	127	400	800	600	79.9	AIBV009	4.6

For further information, please visit aradastoves.com

All Arada stoves are designed, built and tested in the UK to ensure full compliance with CE certification and UK building regulations. Installation should be carried out by a suitably qualified member of a competent person scheme or signed off by local building control. Stated outputs for room heaters are quoted using wood log fuel.

CONTEMPORARY LIVING

Technical information

Product name	Nominal output (kW)	Output range (kW)	Nett efficiency (%)	Height (mm)	Width (mm)	Depth (mm)	Height to centre of rear flue (mm)	Depth from back to centre of top flue (mm)	Flue outlet diameter (mm)	Maximum log length (mm)	Minimum distance to combustibles from rear (mm)	Minimum distance to combustibles from sides (mm)	Under hearth temperature (°C)	Optional add-in boiler	Output to water (kW)	Overall height if on log store (mm)	Overall height if on stand (mm)
Freestanding																	
Arada Farringdon Medium	8	TBA*	TBA*	666	533	352	NA	112	127/152	420	TBA*	TBA*	TBA*	-	-	-	-
Aarrow Acorn View 4	4.2	1-5.5	84.1	465	330	360	372	93.5	102	200	650	500	51	AIB7	1.2	-	-
Aarrow Acorn View 5	5	1-6.5	80.9	485	370	360	392	93.5	102	200	675	500	76	AIB0	1.8	-	-
Villager Esprit 5 Solo	5	1-6.5	76.9	508	474	363	414	98	102	325	900	650	66.7	AIBV018	1.6	786	630
Villager Esprit 7 Solo	6.9	1.5-9	73.1	520	530	368	414	110	127	350	950	700	56.8	AIBV019	1.6	798	642
Villager Esprit 8 Solo	8.4	1.5-10	80.4	560	600	355	449	110	127	450	850	700	91.8	AIBV016	2.9	838	682
Villager Esprit 10 Solo	9.8	2-11	74.4	575	685	372	464	110	127	475	1100	600	83.9	AIBV017	3.4	852	696
Aarrow Ecoburn Plus 4	4.5	1-5.5	86.3	535	355	365	436	94	102	240	700	500	59.1	AIB0	1.8	873	671
Aarrow Ecoburn Plus 5	5	1-6.5	74.7	550	431	365	442	102	127	300	625	525	48	AIB8	2	886	686
Aarrow Ecoburn Plus 7	6.1	1.5-9	72.1	585	465	365	477	102	127	350	650	450	45	AIB8	2	921	721
Aarrow Ecoburn Plus 9	8.8	2-11	71.6	600	541	365	492	102	127	380	750	500	45	AIB3	3.3	936	736
Aarrow Ecoburn Plus 11	11	2.5-14	74.7	638	625	381	529	121	127	500	800	500	67.5	AIB5	4.2	976	776
Aarrow Ecoburn Plus 5 DEFRA	5	1-6.5	78.7	550	431	386	442	102	127	300	475	400	59.8	-	-	886	686
Aarrow Ecoburn Plus 7 DEFRA	7	1.5-9	78.8	585	465	386	477	102	127	350	550	450	71.8	-	-	921	721
Aarrow i400 Freestanding Low	6.1	2-8	77.1	589	448	425	NA	91	127	255	300	220	NA	-	-	-	-
Aarrow i400 Freestanding Mid	6.1	2-8	77.1	789	448	425	NA	91	127	255	300	220	NA	-	-	-	-
Aarrow i400 Freestanding Tall	6.1	2-8	77.1	984	425	425	NA	91	127	255	300	220	NA	-	-	-	-
Aarrow i600 Slimline Freestanding Low	5	2-9	75.9	585	659	372	470	102	127	480	300	150	31	-	-	-	-
Aarrow i600 Slimline Freestanding Mid	5	2-9	75.9	790	659	372	675	102	127	480	300	150	31	-	-	-	-

Product name	Nominal output (kW)	Output range (kW)	Nett efficiency (%)	Height (mm)	Width (mm)	Depth (mm)	Height in fireplace (mm)	Maximum width in fireplace (mm)	Depth into fireplace (mm)	Depth of front fascia (mm)	Depth from back to centre of top flue (mm)	Flue outlet	Maximum log length (mm)	Minimum distance to combustibles from above (mm)	Minimum distance to combustibles from sides (mm)
Inset and Cassette															
Aarrow Ecoburn Plus 5 Inset	5	1-6	80.1	590	536	362	535	375	190	172	-	Letterbox style	200	300	200
Aarrow Ecoburn Plus 7 Inset	6.1	2-9	72.1	590	536	492	540	392	320	172	264	127mm 30° sloping flue	254	250	200
Aarrow i400S	4.9	1-6	72.5	450	405	407	450	405	351	-	100	127mm vertical spigot	255	250	200
Aarrow i400	6.1	2-8	77.1	558	405	407	558	405	351	-	100	127mm vertical spigot	255	250	220
Aarrow i400T	6.1	2-8	77.1	705	405	407	705	405	351	-	100	127mm vertical spigot	300	250	220
Aarrow i500	6.4	2-9	74.4	558	508	407	558	508	351	-	100	127mm vertical spigot	350	550	150
Aarrow i600	7.5	2-11	74.4	558	609	407	558	608	351	-	100	127mm vertical spigot	480	600	150
Aarrow i750	8.9	2.5-12	78.7	558	762	407	558	760	351	-	100	127mm vertical spigot	600	600	150

For further information, please visit aradastoves.com

All Arada stoves are designed, built and tested in the UK to ensure full compliance with CE certification and UK building regulations. Installation should be carried out by a suitably qualified member of a competent person scheme or signed off by local building control. Stated outputs for room heaters are quoted using wood log fuel.

*To be announced in October 2015.

HARDWORKING HEATING

Technical information

Product name	Nominal output to water (kW)	Output range to water (kW)	Output range to room (kW)	Nett efficiency (%)	Height (mm)	Width (mm)	Depth (mm)	Depth (mm)	Height to centre of rear flue (mm)	Depth from back to centre of top flue (mm)	Flue outlet diameter (mm)	Maximum log length (mm)	Max. Operating pressure (bar)	Min. distance to combustibles from rear (mm)	Min. distance to combustibles from side (mm)
Freestanding															
Stratford Ecoboiler 9 HE	9	3-11	2-5	75.2	570	466	417	417	431	144	101	280	3	140	120
Stratford Ecoboiler 12 HE	12.1	4-14	2-6	71.5	603	533	412	412	442	149	127	350	3	150	130
Stratford Ecoboiler 16 HE	13.6	4-18	2-7	70.5	659	590	402	402	501	147	127	405	3	250	240
Stratford Ecoboiler 20 HE	18	5-22	2-6	70.5	659	590	443	443	498	152	152	405	3	200	150
Stratford Ecoboiler 25 HE	22.5	6-26	2-7	72.4	725	678	498	498	565	152	152	450	3	200	150
Stratford Ecoboiler Wood	11.8	4-14	2-6	73.4	668	680	582	582	n/a	90	152	500	3	150	130
Villager Boiler 12	12.1	4-14	2-6	71.5	590	563	431	431	439	128	127	330	3	150	130
Villager Boiler 20	18	4-22	2-6	70.5	680	634	431	431	521	154	152	405	3	200	150

Product name	Nominal output to water (kW)	Output range to water (kW)	Output range to room (kW)	Nett efficiency (%)	Height (mm)	Width (mm)	Depth (mm)	Height in fireplace (mm)	Maximum width in fireplace (mm)	Depth of front fascia (mm)	Depth from back to centre of top flue (mm)	Flue outlet	Maximum log length (mm)	Max. Operating pressure (bar)	Min. distance to combustibles from sides (mm)	Min. distance to combustibles from above (mm)
Inset																
Stratford Ecoboiler 9 HE Inset	9.4	3-11	2-5	73.1	590	548	578	532	412	179	110	127mm vertical spigot	305	3	150	100
Stratford Ecoboiler 12 HE Inset	11.6	4-14	2-5	72.7	590	548	578	532	412	179	110	127mm vertical spigot	305	3	150	75
Stratford Ecoboiler 16 HE Inset	16.1	4-18	2-6	71.5	636	626	544	543	528	177	122	127mm vertical spigot	405	3	75	100

For further information, please visit aradastoves.com

All Arada stoves are designed, built and tested in the UK to ensure full compliance with CE certification and UK building regulations. Installation should be carried out by a suitably qualified member of a competent person scheme or signed off by local building control. Stated outputs for boiler stoves are quoted using manufactured smokeless fuel.

Every effort has been made to ensure that the information contained in this brochure is accurate as of June 2015. Arada Ltd reserves the right, whilst preserving the essential characteristics of our product range, to introduce, at any time, modifications, changes of details or accessories.

E and OE.

Some of the photographs in this brochure have been created for illustration purposes only and may not represent real live installations.

This brochure is copyright 2015 and may not be reproduced in any part or form without prior written consent from Arada Ltd.



The Fireworks, Weycroft Avenue, Axminster, Devon EX13 5HU.

T +44 (0) 1297 35700

aradastoves.com